



Jefferson Dad Vail Regatta










Pennsauken, NJ United States
May 10 - 11, 2024

 Schedule

 Results Summary



[Time-Trial](#)
[Heat](#)
[Semi-Final](#)
[Final](#)
[Filters](#) 








Event #1 MV1x TIME-TRIAL (08:00) Official

Place	Lane	Entry	Time	Margin
1	250	 Dominican A (Galisteo, D.)	08:36.329	
2	251	 Brock (Doctor, I.)	08:48.893	12.564
3	253	 Stetson (Rought, G.)	08:59.739	23.410
4	252	 Oklahoma City (Glisic, P.)	09:26.431	50.102
5	260	 Temple (Farkas, A.)	09:38.881	01:02.552
6	258	 Union (Conrad, E.)	09:45.715	01:09.386
7	254	 Drexel (Grauley, M.)	09:54.927	01:18.598
8	257	 Dominican B (Benissan, J.)	10:13.141	01:36.812
9	256	Rochester Tech (Willett, L.)	10:22.243	01:45.914
10	255	 Lafayette (Marlin, C.)	10:57.513	02:21.184

1 - 10 of 11










Event #2 WV1x TIME-TRIAL (08:10) Official

Place	Lane	Entry	Time	Margin
1	264	 Oklahoma City (LACY, R.)	09:59.899	
2	266	 Dominican (Long, T.)	10:33.113	33.214

Place	Lane	Entry	Time	Margin
3	267	 La Salle A (perry, e.)	10:58.431	58.532
4	265	 MIT (Hutter, G.)	11:04.223	01:04.324
5	272	 Carnegie Mellon (Goel, E.)	11:16.785	01:16.886
6	268	 Clarkson (Fish, S.)	11:17.485	01:17.586
7	269	 La Salle B (Brewer, V.)	11:21.509	01:21.610
8	270	 Lafayette (kouyoumdji, c.)	14:26.073	04:26.174
9	271	 Penn State (Buell, K.)	15:39.869	05:39.970



1 - 9 of 9







Event #3 MV2- TIME-TRIAL (08:20) Official

Place	Lane	Entry	Time	Margin
1	278	 Oklahoma City A (Knopp, K.)	08:17.261	
2	276	 Stetson (Furton, C.)	08:21.871	04.610
3	286	 Clarkson (Forsht, A.)	08:34.213	16.952
4	277	 Mercyhurst (DePinto, A.)	08:35.485	18.224
5	287	 Union (White, H.)	08:46.661	29.400
6	284	Rochester Tech (Ferreira, S.)	08:53.713	36.452
7	279	 Lafayette (White, D.)	09:00.047	42.786
8	285	 Carnegie Mellon (Faubel, J.)	09:04.071	46.810
9	280	 Fairfield (Henwood, L.)	09:24.795	01:07.534
10	281	 Drexel (Karacsonyi, G.)	09:26.289 08:56.289	01:09.028

1 - 10 of 13











Event #4 WV2- TIME-TRIAL (08:30) Official

Place	Lane	Entry	Time	Margin
1	300	 William and Mary (Duckworth, C.)	09:34.565	
2	301	 Monmouth (Rice, K.)	10:12.563	37.998

Place	Lane	Entry	Time	Margin
3	295	Rochester Tech (Hall, J.)	10:16.533	41.968
4	296	 Pittsburgh (Roselli, J.)	10:32.669	58.104
5	294	 Tampa (Calarco, E.)	10:43.043	01:08.478
6	299	 Carnegie Mellon (Vitkin, K.)	10:46.429	01:11.864
7	293	 Lafayette (Harobin, L.)	11:31.591	01:57.026
8	298	 George Mason (Becker, K.)	11:53.723	02:19.158
-	292	 MIT (Glasser, K.)	Scratch	-

1 - 9 of 9









Event #5 MF/N4+ TIME-TRIAL (08:45) Official

Place	Lane	Entry	Time	Margin
1	305	 Oklahoma City (Kovacevic, V.)	07:34.371	
2	311	 Texas (Spencer, N.)	07:47.595	13.224
3	306	 Temple (Bingham, N.)	07:51.765	17.394
4	308	 Western Ontario (Liu, C.)	08:00.869	26.498
5	317	 Rutgers (Kimmnett, C.)	08:02.023	27.652
6	310	 Lafayette (Moldover, J.)	08:02.455	28.084
7	307	 Merchant Marines (Carpentier, A.)	08:02.519	28.148
8	316	 Lehigh (Blum, L.)	08:05.837	31.466
9	319	 Union (Bender, D.)	08:08.523	34.152
10	314	 Stockton (Mauceri, V.)	08:10.253	35.882

1 - 10 of 18





Event #6 WF/N4+ TIME-TRIAL (09:00) Official

Place	Lane	Entry	Time	Margin
1	331	 George Mason (Meurmishvili, E.)	08:41.699	
2	326	 Rhode Island (Haskell, C.)	08:52.517	10.818

Place	Lane	Entry	Time	Margin
3	327	 Jacksonville (Cooke, C.)	08:55.587	13.888
4	325	 Georgetown (Hintz, A.)	09:02.735	21.036
5	333	 Gordon (Golden, L.)	09:04.043	22.344
6	330	 Lafayette (Krohg, A.)	09:10.847	29.148
7	329	 Tampa (VanOveren, M.)	09:13.879	32.180
8	339	 Bryant (Bullock, S.)	09:18.425	36.726
9	336	 Union (Hannan, S.)	09:18.561	36.862
10	332	 Fordham (Farhy, S.)	09:48.005	01:06.306







1 - 10 of 17


Event #7 MF/N8+ TIME-TRIAL (09:10) Official

Place	Lane	Entry	Time	Margin
1	347	 West Point (Bahouth, J.)	07:31.665	
2	348	 Delaware (Smalls, C.)	07:51.261	19.596
3	346	 Penn State (Gast, J.)	08:17.167	45.502
4	345	 Georgia Tech (Shetty, S.)	08:30.867	59.202











1 - 4 of 4

Event #8 WF/N8+ TIME-TRIAL (09:15) Official









Place	Lane	Entry	Time	Margin
1	352	 Wisconsin (Mason, S.)	08:11.397	
2	356	 Monmouth (Ridenour, A.)	08:13.105	01.708
3	354	 Delaware (Palmer, E.)	08:44.829	33.432
4	355	 West Point (Corona, S.)	08:53.807	42.410
5	358	 Penn State (Whalen, S.)	08:57.213	45.816
6	353	 Temple (McCarthy, C.)	09:04.963	53.566
7	359	Rochester Tech (deVries, E.)	09:18.951	01:07.554

Place	Lane	Entry	Time	Margin
8	357	 Georgia Tech (Bosmans, E.)	09:57.499	01:46.102

1 - 8 of 8











Event #9 MV2x TIME-TRIAL (09:25) Official				
Place	Lane	Entry	Time	Margin
1	368	 William and Mary (Berkowitz, J.)	08:35.213	
2	367	 Oklahoma City A (Fruehwirth, J.)	08:43.127	07.914
3	370	 Dominican (Pineda, B.)	08:46.499	11.286
4	371	 Pittsburgh (Aherne, O.)	09:00.677	25.464
5	365	 VCU (Avis, L.)	09:12.611	37.398
6	364	 Florida Tech (Cakici, O.)	09:15.931	40.718
7	369	 Penn State (Lonergan, S.)	09:46.317	01:11.104
8	373	 Oklahoma City B (Parraga, A.)	10:22.231	01:47.018
9	372	 Carnegie Mellon (Iren, M.)	10:30.359	01:55.146
10	366	 Delaware (Riley, G.)	10:38.321	02:03.108

1 - 10 of 10





Event #10 WV2x TIME-TRIAL (09:35) Official				
Place	Lane	Entry	Time	Margin
1	383	 Trent (Friar, T.)	09:04.211	
2	377	 MIT (Reischer-Craft, A.)	09:19.381	15.170
3	378	 Wisconsin (Payne, E.)	09:24.681	20.470
4	380	 Oklahoma City (LACY, R.)	09:28.559	24.348
5	379	 Georgetown (Forrester, A.)	09:36.787	32.576
6	382	 Tampa (Antons, K.)	09:54.325	50.114
7	386	 Jacksonville (Coppa, V.)	10:01.841	57.630
8	384	 Gordon (Cook, A.)	10:36.207	01:31.996




Place	Lane	Entry	Time	Margin
9	390	 Long Island (Gross, K.)	10:36.425	01:32.214
10	385	Rochester Tech A (Leone, M.)	11:10.741	02:06.530

1 - 10 of 16

Event #11 M2V4+ TIME-TRIAL (09:45) Official				
Place	Lane	Entry	Time	Margin
1	397	 Drexel (Seiger, A.)	07:53.423	
2	398	 La Salle (Kroll, J.)	07:56.089	02.666
3	400	 Marietta (Kirla, Z.)	08:12.283	18.860
4	396	 Colgate (Maxham, J.)	08:15.549	22.126
5	401	 MIT (Lee, T.)	08:18.125	24.702
6	399	 Georgia Tech (Perdew, B.)	08:21.907	28.484
7	403	 Rutgers (Stoeber, J.)	08:26.061	32.638
8	404	 MSOE A (ROTH, A.)	08:29.973	36.550
9	405	 Pittsburgh A (Geoca, Z.)	08:32.191	38.768
10	408	 West Point (De May, G.)	08:39.841	46.418











1 - 10 of 15

Event #12 W2V4+ TIME-TRIAL (09:55) Official				
Place	Lane	Entry	Time	Margin
1	416	 Georgetown A (Edinger, M.)	09:22.997	
2	415	 Wisconsin (Tonnos, P.)	09:46.601	23.604
3	417	 Drexel (McCallin, E.)	09:54.083	31.086
4	423	 Loyola (MD) (Welch, O.)	10:06.147	43.150
5	418	 Lafayette (Broderick, R.)	10:22.195	59.198
6	421	 Temple (McGarry, G.)	10:32.487	01:09.490
7	425	 Georgetown B (Kahlenberg, A.)	10:36.719	01:13.722

Place	Lane	Entry	Time	Margin
8	420	 MIT (Huang, A.)	10:41.085	01:18.088
9	426	 Monmouth (Griffin, C.)	10:47.859	01:24.862
10	424	 Rollins (Nikolic, N.)	10:47.993	01:24.996

1 - 10 of 15

Event #13 M2V8+ TIME-TRIAL (10:05) Official

Place	Lane	Entry	Time	Margin
1	433	 La Salle (Van Olm, E.)	06:18.533	
2	436	 Temple (Kluge, K.)	06:44.619	26.086
3	434	 Drexel (Mohamed, M.)	06:48.939	30.406
4	435	 St Josephs (Lewis, P.)	07:06.847	48.314
5	441	 Embry-Riddle (Calzada, Q.)	07:08.535	50.002
6	443	 Delaware (Beck, S.)	07:13.731	55.198
7	439	 Marietta (Brady, G.)	07:14.569	56.036
8	442	 Lehigh (Blaszkievicz, A.)	07:18.161	59.628
9	438	 Rutgers (Perich, K.)	07:26.031	01:07.498
10	437	 Jacksonville (Denney, L.)	07:31.519	01:12.986




1 - 10 of 12

Event #14 M3V8+ TIME-TRIAL (10:10) Official

Place	Lane	Entry	Time	Margin
1	448	 Drexel A (Key, Z.)	06:42.141	
2	450	 Temple (Lamb, P.)	06:58.433	16.292
3	452	 Rutgers (Conde, W.)	07:11.431	29.290
4	449	 St Josephs (Scutti, S.)	07:12.305	30.164
5	451	 Drexel B (Duncan, S.)	07:35.733	53.592
-	453	 Jacksonville (Kesson, D.)	DNS	-



1 - 6 of 6

Event #15 W2V8+ TIME-TRIAL (10:20) Official

Place	Lane	Entry	Time	Margin
1	457	 Georgetown (Power, E.)	07:59.125	
2	458	 Drexel (Harrington, K.)	08:06.759	07.634
3	459	 Fordham (Zaneski, A.)	08:08.923	09.798







1 - 3 of 3

Event #16 W3V8+ TIME-TRIAL (10:20) Official

Place	Lane	Entry	Time	Margin
1	463	 Georgetown (Plum, L.)	08:09.651	
2	464	 Fordham (Burns, S.)	08:44.441	34.790



1 - 2 of 2






Event #17 MV4+ TIME-TRIAL (10:30) Official

Place	Lane	Entry	Time	Margin
1	468	 Drexel (Fortner, C.)	07:18.423	
2	469	 Mercyhurst (Maragos, J.)	07:31.755	13.332
3	471	 MSOE (Otten, L.)	07:58.621	40.198
4	472	 Lafayette (Arky, B.)	08:07.879	49.456
5	474	 Merchant Marines (ROLL, P.)	08:39.685	01:21.262
6	470	 Washington Coll (Phalan, M.)	09:45.145 09:15.145	02:26.722
			+00:30.000 OFTY(1)	

1 - 6 of 6

Event #18 MCV4+ TIME-TRIAL (10:35) Official

Place	Lane	Entry	Time	Margin
1	479	 Florida (Phelan, H.)	07:34.537	
2	480	 West Point (Kauzlarich, R.)	07:49.455	14.918
3	483	 Fordham (Gwitt, S.)	07:56.681	22.144
4	487	 Pittsburgh (Holman, N.)	07:58.031	23.494

Place	Lane	Entry	Time	Margin
5	478	 Texas (Nothaft, M.)	08:00.591	26.054
6	485	 Penn State (Fulton, L.)	08:15.237	40.700
7	484	 Villanova (Koehler, O.)	08:36.017	01:01.480
8	486	Haverford (Gay, J.)	08:49.825	01:15.288
9	482	 Georgia Tech (Hingwe, M.)	09:03.841	01:29.304
-	481	 Lafayette (Arky, B.)	Scratch	-










1 - 10 of 10


Event #19 MLV4+ TIME-TRIAL (10:40) Official

Place	Lane	Entry	Time	Margin
1	490	 Mercyhurst (Dailey, M.)	07:06.615	
2	491	 MIT (Kirkman, J.)	07:21.907	15.292
3	492	 Western Ontario (MacLean, D.)	07:41.545	34.930
4	493	 Gordon (Wells, C.)	08:38.681	01:32.066

1 - 4 of 4











Event #20 WDII/DIIIV4+ TIME-TRIAL (10:45) Official

Place	Lane	Entry	Time	Margin
1	503	 Embry-Riddle (Fife-Winslow, A.)	08:55.909	
2	505	 Tampa (Maheo, E.)	08:56.453	00.544
3	497	 Mercyhurst (Northrup, E.)	08:59.921	04.012
4	506	 Union (White, S.)	08:59.999	04.090
5	499	 Jefferson A (Schipper, C.)	09:01.253	05.344
6	502	 Rollins (Bolan, S.)	09:13.681	17.772
7	500	 MSOE (West, A.)	09:27.075	31.166
8	504	 Stockton (Kurtz, K.)	09:27.111	31.202
9	507	 Bryn Mawr A (Ford, C.)	09:41.027	45.118

Place	Lane	Entry	Time	Margin
10	509	 Jefferson B (Thomasset, A.)	09:42.875	46.966








1 - 10 of 13

Event #21 WV4+ TIME-TRIAL (10:50) Official

Place	Lane	Entry	Time	Margin
1	513	 Wisconsin (Fairley, M.)	08:16.905	
2	519	 Florida Tech (Romberger, B.)	08:24.579	07.674
3	515	 Lafayette (Lorentzen, N.)	08:31.287	14.382
4	514	 Georgetown (Sawyer, K.)	08:37.481	20.576
5	516	 Drexel (McCallin, E.)	08:45.763	28.858
6	521	 Fordham (Porter, S.)	08:46.809	29.904
7	517	 Monmouth (LeCrone, S.)	08:52.477	35.572
8	520	 La Salle (Cornish, C.)	08:56.147	39.242
9	525	 Merrimack (Tucker, S.)	09:02.643	45.738
10	523	 Bryant (Prouty, E.)	09:03.969	47.064






1 - 10 of 13

Event #22 WCV4+ TIME-TRIAL (10:55) Official

Place	Lane	Entry	Time	Margin
1	531	 Texas (Wetz, M.)	08:51.437	
2	537	 Pittsburgh (Bakkenist, A.)	09:03.623	12.186
3	532	 Penn State (Wiechmann, M.)	09:06.705	15.268
4	530	 William and Mary (Meyer, F.)	09:07.191	15.754
5	533	 West Point (Finnessy, K.)	09:32.695	41.258
6	534	 Georgia Tech (Feeney, H.)	09:39.123	47.686
-	535	 Lafayette (Lorentzen, N.)	Scratch	-









1 - 7 of 7

Event #23 WLV4+ TIME-TRIAL (10:55) Official

Place	Lane	Entry	Time	Margin
1	542	 MIT (Williams, J.)	08:23.451	
2	541	 Georgetown (Tenfelde, E.)	08:33.429	09.978
3	540	 Wisconsin (Tonnos, P.)	08:48.843	25.392
4	544	 Gordon (Nerger, E.)	10:02.771	01:39.320
5	543	 Penn State (Galinato, H.)	12:23.335	03:59.884




1 - 5 of 5

Event #24 MC/DIIIV8+ TIME-TRIAL (11:05) Official

Place	Lane	Entry	Time	Margin
1	551	 Rhode Island (Makuch, A.)	06:46.493	
2	550	 Georgia Tech (Heflin, S.)	06:51.693	05.200
3	548	Rochester Tech A (Langdon, N.)	06:53.243	06.750
4	553	 Washington Coll (Cole, G.)	06:53.555	07.062
5	549	 Villanova (Gunther, P.)	07:00.185	13.692
6	555	Rochester Tech B (Whitten, J.)	07:02.073	15.580
7	552	 St Mary's (MD) A (Girma, N.)	07:09.205	22.712
8	558	 West Point (Kipfmiller, T.)	07:14.219	27.726
9	557	 Stockton (Costello, S.)	07:23.613	37.120
10	554	 Franklin and Marshall (Cameron, A.)	07:32.539	46.046

1 - 10 of 11



Event #25 MV8+ TIME-TRIAL (11:15) Official

Place	Lane	Entry	Time	Margin
1	562	 Drexel (Diggons, J.)	06:07.753	
2	565	 Temple (Oliver, A.)	06:14.277	06.524
3	571	 Western Ontario (Hembruff, A.)	06:15.287	07.534

Place	Lane	Entry	Time	Margin
4	563	 La Salle (Cvetkovic, P.)	06:19.493	11.740
5	567	 St Josephs (Veiga de Roovere, D.)	06:20.179	12.426
6	566	 Colgate (Williams, L.)	06:20.383	12.630
7	569	 Rutgers (Thurman, O.)	06:20.957	13.204
8	573	 Delaware (Dempsey, J.)	06:21.605	13.852
9	570	 Stetson (Roiena, S.)	06:22.361	14.608
10	568	 Florida Tech (Gardella, S.)	06:23.393	15.640








1 - 10 of 18

Event #26 MLV8+ TIME-TRIAL (11:15) Official

Place	Lane	Entry	Time	Margin
1	583	 MIT (Costa, S.)	06:29.829	
2	584	 Mercyhurst (Katic, I.)	06:41.647	11.818





1 - 2 of 2

Event #27 WDIIIIV8+ TIME-TRIAL (11:20) Official

Place	Lane	Entry	Time	Margin
1	588	 St Mary's (MD) (Neubauer, J.)	08:14.217	
2	589	 Bryn Mawr (Stephens, S.)	08:16.785	02.568
3	590	 Stockton A (Latshaw, E.)	08:18.425	04.208
4	594	 Franklin and Marshall (Heines, D.)	08:24.315	10.098
5	595	 Stockton B (Blisard, B.)	08:26.993	12.776
6	591	Rochester Tech (Hall, J.)	08:32.619	18.402
7	593	 Simmons (Marzialo, D.)	08:35.143	20.926
8	592	 Marietta (Laing, A.)	09:21.315	01:07.098










1 - 8 of 8

Event #28 WCV8+ TIME-TRIAL (11:20) Official

Place	Lane	Entry	Time	Margin
1	600	 Rhode Island (Eldridge, R.)	07:39.411	
2	602	 West Point (Ake, E.)	07:56.767	17.356
3	599	 Georgia Tech (Trudel, I.)	08:08.261	28.850
4	601	 Florida (Hall, T.)	08:24.305	44.894



1 - 4 of 4

Event #29 WV8+ TIME-TRIAL (11:30) Official

Place	Lane	Entry	Time	Margin
1	610	 Fordham (Baulch, A.)	07:02.683	
2	607	 Drexel (Harrington, K.)	07:07.513	04.830
3	611	 Embry-Riddle (Ernst, S.)	07:07.967	05.284
4	606	 Georgetown (Chapman, A.)	07:11.285	08.602
5	608	 La Salle (Hintze, M.)	07:20.993	18.310
6	613	 Loyola (MD) (Lightner, J.)	07:28.007	25.324
7	614	 Iona (McDonald, L.)	07:30.643	27.960
8	612	 Bryant (Kuechle, S.)	07:38.693	36.010
9	609	 Delaware (Fowler, E.)	08:16.757	01:14.074

1 - 9 of 9

Event #30 WLV8+ TIME-TRIAL (11:30) Official

Place	Lane	Entry	Time	Margin
1	618	 Georgetown (DeLeo, I.)	06:59.077	
2	619	 Western Ontario (buchanan, h.)	07:38.605	39.528

1 - 2 of 2





Event #31 WDIIV8+ HEAT 1 (12:30) Official

Place	Lane	Entry	Time	Margin
1	3	 Mercyhurst (Spracklen, T.)	07:45.849	

Place	Lane	Entry	Time	Margin
2	2	 Jefferson (Chaffee, A.)	08:04.661	18.812
3	4	 Rollins (Klesa, A.)	08:21.835	35.986







1 - 3 of 3

Event #32 MV1x Semi-Final 1 (12:37) Official

Place	Lane	Entry	Time	Margin
1	3	 Dominican A (Galisteo, D.)	09:01.983	
2	4	 Oklahoma City (Glisic, P.)	09:05.493	03.510
3	2	 Temple (Farkas, A.)	09:44.443	42.460
4	5	 Dominican B (Benissan, J.)	09:57.855	55.872
5	1	Rochester Tech (Willett, L.)	10:34.145	01:32.162




1 - 5 of 5



Event #33 MV1x Semi-Final 2 (12:44) Official

Place	Lane	Entry	Time	Margin
1	4	 Stetson (Rought, G.)	08:55.422	
2	3	 Brock (Doctor, I.)	09:02.130	06.708
3	5	 Drexel (Grauley, M.)	09:28.282	32.860
4	2	 Union (Conrad, E.)	09:50.554	55.132
5	1	 Lafayette (Marlin, C.)	10:07.978	01:12.556
6	6	 American (ODonnell, F.)	10:34.776	01:39.354

1 - 6 of 6





Event #34 WV1x Semi-Final 1 (12:51) Official

Place	Lane	Entry	Time	Margin
1	3	 Oklahoma City (LACY, R.)	09:48.660	
2	2	 Carnegie Mellon (Goel, E.)	10:15.220	26.560
3	4	 MIT (Hutter, G.)	10:29.460	40.800

Place	Lane	Entry	Time	Margin
4	5	 Lafayette (kouyoumdji, c.)	12:21.320	02:32.660
5	1	 Penn State (Buell, K.)	13:07.360	03:18.700







1 - 5 of 5

Event #35 WV1x Semi-Final 2 (12:58) Official

Place	Lane	Entry	Time	Margin
1	3	 Dominican (Long, T.)	10:21.980	
2	4	 La Salle A (perry, e.)	10:33.010	11.030
3	5	 La Salle B (Brewer, V.)	10:41.730	19.750
4	2	 Clarkson (Fish, S.)	10:42.500	20.520

1 - 4 of 4

Event #36 MV2- Semi-Final 1 (13:05) Official

Place	Lane	Entry	Time	Margin
1	3	 Oklahoma City A (Knopp, K.)	07:59.886	
2	4	 Mercyhurst (DePinto, A.)	08:27.678	27.792
3	2	 Union (White, H.)	08:36.678	36.792
4	5	 Carnegie Mellon (Faubel, J.)	08:39.158	39.272
5	1	 Fairfield (Henwood, L.)	08:48.810	48.924
6	6	 Oklahoma City B (McGowen, D.)	10:05.970	02:06.084

1 - 6 of 6





Event #37 MV2- Semi-Final 2 (13:12) Official

Place	Lane	Entry	Time	Margin
1	3	 Stetson (Furton, C.)	08:19.797	
2	1	 Drexel (Karacsonyi, G.)	08:28.249	08.452
3	5	 Lafayette (White, D.)	08:40.365	20.568
4	2	Rochester Tech (Ferreira, S.)	08:44.317	24.520

Place	Lane	Entry	Time	Margin
5	4	 Clarkson (Forsht, A.)	08:47.137	27.340
6	6	 Rollins (Hollmann, W.)	10:00.657	01:40.860




1 - 6 of 6

Event #38 WV2- Semi-Final 1 (13:19) Official

Place	Lane	Entry	Time	Margin
1	3	 William and Mary (Duckworth, C.)	09:38.751	
2	4	 Pittsburgh (Roselli, J.)	10:12.195	33.444
3	2	 Tampa (Calarco, E.)	10:19.199	40.448
4	5	 George Mason (Becker, K.)	11:17.637	01:38.886

1 - 4 of 4

Event #39 WV2- Semi-Final 2 (13:26) Official

Place	Lane	Entry	Time	Margin
1	4	Rochester Tech (Hall, J.)	10:03.699	
2	3	 Monmouth (Rice, K.)	10:13.487	09.788
3	2	 Carnegie Mellon (Vitkin, K.)	10:26.037	22.338
4	5	 Lafayette (Harobin, L.)	11:06.099	01:02.400







1 - 4 of 4

Event #40 MF/N4+ Semi-Final 1 (13:33) Official

Place	Lane	Entry	Time	Margin
1	3	 Oklahoma City (Kovacevic, V.)	07:37.302	
2	4	 Western Ontario (Liu, C.)	08:10.002	32.700
3	2	 Rutgers (Kimmett, C.)	08:14.990	37.688
4	6	 West Point B (Crenshaw, M.)	08:17.932	40.630
5	1	 Union (Bender, D.)	08:18.386	41.084
6	5	 Lehigh (Blum, L.)	08:27.854	50.552







1 - 6 of 6

Event #41 MF/N4+ Semi-Final 2 (13:40) Official

Place	Lane	Entry	Time	Margin
1	4	 Temple (Bingham, N.)	07:41.560	
2	3	 Texas (Spencer, N.)	07:50.320	08.760
3	2	 Lafayette (Moldover, J.)	07:53.816	12.256
4	5	 Merchant Marines (Carpentier, A.)	08:00.256	18.696
5	6	 West Point A (Monagle, R.)	08:13.704	32.144
6	1	 Stockton (Mauceri, V.)	08:23.732	42.172

1 - 6 of 6

Event #42 WF/N4+ Semi-Final 1 (13:47) Official





Place	Lane	Entry	Time	Margin
1	3	 George Mason (Meurmishvili, E.)	08:40.503	
2	4	 Georgetown (Hintz, A.)	08:51.323	10.820
3	1	 Union (Hannan, S.)	08:57.011	16.508
4	2	 Gordon (Golden, L.)	08:59.943	19.440
5	5	 Bryant (Bullock, S.)	09:09.171	28.668
6	6	 Pittsburgh (ROBERTS, E.)	09:42.735	01:02.232

1 - 6 of 6




Event #43 WF/N4+ Semi-Final 2 (13:54) Official

Place	Lane	Entry	Time	Margin
1	3	 Rhode Island (Haskell, C.)	08:48.646	
2	4	 Jacksonville (Cooke, C.)	08:52.558	03.912
3	2	 Lafayette (Krohg, A.)	08:54.826	06.180
4	5	 Tampa (VanOveren, M.)	09:06.238	17.592
5	6	 Texas (Pavlovic, T.)	09:41.800	53.154
6	1	 Fordham (Farhy, S.)	09:45.096	56.450






Event #44 WF/N8+ Semi-Final 1 (14:01) Official

Place	Lane	Entry	Time	Margin
1	3	 Wisconsin (Mason, S.)	07:55.612	
2	4	 West Point (Corona, S.)	08:29.780	34.168
3	2	 Penn State (Whalen, S.)	08:42.800	47.188
4	5	 Georgia Tech (Bosmans, E.)	09:34.120	01:38.508



Event #45 WF/N8+ Semi-Final 2 (14:08) Official




Place	Lane	Entry	Time	Margin
1	3	 Monmouth (Ridenour, A.)	08:12.592	
2	2	 Temple (McCarthy, C.)	08:25.148	12.556
3	4	 Delaware (Palmer, E.)	08:30.420	17.828
4	5	Rochester Tech (deVries, E.)	09:13.942	01:01.350

Event #46 MV2x Semi-Final 1 (14:15) Official

Place	Lane	Entry	Time	Margin
1	3	 William and Mary (Berkowitz, J.)	08:09.945	
2	4	 Pittsburgh (Aherne, O.)	08:30.365	20.420
3	2	 VCU (Avis, L.)	08:40.869	30.924
4	1	 Carnegie Mellon (Iren, M.)	09:13.693	01:03.748
5	5	 Oklahoma City B (Parraga, A.)	09:51.539	01:41.594







Event #47 MV2x Semi-Final 2 (14:22) Official

Place	Lane	Entry	Time	Margin
1	3	 Oklahoma City A (Fruehwirth, J.)	08:07.752	
2	4	 Dominican (Pineda, B.)	08:33.570	25.818

Place	Lane	Entry	Time	Margin
3	2	 Florida Tech (Cakici, O.)	08:50.098	42.346
4	5	 Penn State (Loneragan, S.)	09:25.740	01:17.988
5	1	 Delaware (Riley, G.)	09:26.528	01:18.776





1 - 5 of 5

Event #48 WV2x Semi-Final 1 (14:29) Official

Place	Lane	Entry	Time	Margin
1	3	 Trent (Friar, T.)	08:21.146	
2	2	 Georgetown (Forrester, A.)	08:29.094	07.948
3	4	 Oklahoma City (LACY, R.)	08:38.546	17.400
4	1	 Long Island (Gross, K.)	08:58.808	37.662
5	5	 Gordon (Cook, A.)	09:21.536	01:00.390
6	6	 Dominican (Anil, A.)	09:37.118	01:15.972

1 - 6 of 6




Event #49 WV2x Semi-Final 2 (14:36) Official

Place	Lane	Entry	Time	Margin
1	3	 MIT (Reischer-Craft, A.)	08:43.422	
2	4	 Wisconsin (Payne, E.)	08:52.402	08.980
3	2	 Tampa (Antons, K.)	09:01.258	17.836
4	5	 Jacksonville (Coppa, V.)	09:19.234	35.812
5	6	Rochester Tech B (Washco, V.)	09:42.468	59.046
6	1	Rochester Tech A (Leone, M.)	09:48.128	01:04.706

1 - 6 of 6







Event #50 M2V4+ Semi-Final 1 (14:43) Official

Place	Lane	Entry	Time	Margin
1	3	 Drexel (Seiger, A.)	07:30.201	

Place	Lane	Entry	Time	Margin
2	2	 MIT (Lee, T.)	07:38.849	08.648
3	4	 Colgate (Maxham, J.)	07:39.345	09.144
4	5	 MSOE A (ROTH, A.)	07:43.201	13.000
5	1	 Pittsburgh A (Geoca, Z.)	07:43.489	13.288
6	6	 Fairfield (Penczak, J.)	08:18.765	48.564







1 - 6 of 6

Event #51 M2V4+ Semi-Final 2 (14:50) Official

Place	Lane	Entry	Time	Margin
1	3	 La Salle (Kroll, J.)	07:22.802	
2	1	 West Point (De May, G.)	07:33.580	10.778
3	2	 Georgia Tech (Perdew, B.)	07:37.424	14.622
4	4	 Marietta (Kirla, Z.)	07:39.552	16.750
5	5	 Rutgers (Stoeber, J.)	08:10.834	48.032
6	6	 Fordham (Shotmeyer, A.)	08:23.394	01:00.592







1 - 6 of 6

Event #52 W2V4+ Semi-Final 1 (14:57) Official

Place	Lane	Entry	Time	Margin
1	3	 Georgetown A (Edinger, M.)	08:43.687	
2	2	 Lafayette (Broderick, R.)	08:56.553	12.866
3	4	 Loyola (MD) (Welch, O.)	09:02.649	18.962
4	1	 Monmouth (Griffin, C.)	09:04.869	21.182
5	6	 Pittsburgh A (Gray, A.)	09:21.197	37.510
6	5	 MIT (Huang, A.)	09:27.729	44.042







1 - 6 of 6

Event #53 W2V4+ Semi-Final 2 (15:04) Official

Place	Lane	Entry	Time	Margin
1	3	 Wisconsin (Tonnos, P.)	08:49.456	
2	4	 Drexel (McCallin, E.)	08:57.788	08.332
3	5	 Georgetown B (Kahlenberg, A.)	09:00.276	10.820
4	1	 Rollins (Nikolic, N.)	09:04.888	15.432
5	2	 Temple (McGarry, G.)	09:25.446	35.990
6	6	 Fordham (Farhy, S.)	09:44.266	54.810



1 - 6 of 6

Event #54 M2V8+ Semi-Final 1 (15:11) Official

Place	Lane	Entry	Time	Margin
1	3	 La Salle (Van Olm, E.)	06:29.306	
2	4	 St Josephs (Lewis, P.)	06:35.270	05.964
3	1	 Rutgers (Perich, K.)	06:44.682	15.376
4	2	 Embry-Riddle (Calzada, Q.)	06:48.350	19.044
5	5	 Lehigh (Blaszkiewicz, A.)	06:57.390	28.084
6	6	 Loyola (MD) (Carrieri, N.)	07:18.026	48.720

1 - 6 of 6

Event #55 M2V8+ Semi-Final 2 (15:18) Official

Place	Lane	Entry	Time	Margin
1	3	 Temple (Kluge, K.)	06:19.225	
2	4	 Drexel (Mohamed, M.)	06:20.519	01.294
3	1	 Jacksonville (Denney, L.)	06:43.073	23.848
4	2	 Delaware (Beck, S.)	06:48.373	29.148
5	5	 Marietta (Brady, G.)	06:51.417	32.192
6	6	 Fairfield (Tarricone, L.)	07:18.161	58.936





1 - 6 of 6

Event #56 MCV4+ Semi-Final 1 (15:25) Official

Place	Lane	Entry	Time	Margin
1	3	 Florida (Phelan, H.)	07:39.122	
2	2	 Texas (Nothaft, M.)	07:56.738	17.616
3	4	 Pittsburgh (Holman, N.)	08:06.810	27.688
4	5	Haverford (Gay, J.)	08:59.392	01:20.270
-	1	 Georgia Tech (Hingwe, M.)	DNS	-







1 - 5 of 5

Event #57 MCV4+ Semi-Final 2 (15:32) Official

Place	Lane	Entry	Time	Margin
1	3	 West Point (Kauzlarich, R.)	07:51.335	
2	4	 Fordham (Gwitt, S.)	08:12.141	20.806
3	2	 Penn State (Fulton, L.)	08:24.677	33.342
4	5	 Villanova (Koehler, O.)	08:45.469	54.134

1 - 4 of 4






Event #58 WDII/DIIV4+ Semi-Final 1 (15:39) Official

Place	Lane	Entry	Time	Margin
1	3	 Embry-Riddle (Fife-Winslow, A.)	08:51.626	
2	2	 Jefferson A (Schipper, C.)	08:57.470	05.844
3	4	 Union (White, S.)	09:01.222	09.596
4	5	 Stockton (Kurtz, K.)	09:41.400	49.774
5	1	 Bryn Mawr A (Ford, C.)	09:45.314	53.688
6	6	 Bryn Mawr B (Charkoudian-Rogers, A.)	10:15.096	01:23.470

1 - 6 of 6






Event #59 WDII/DIIV4+ Semi-Final 2 (15:46) Official

Place	Lane	Entry	Time	Margin
1	3	 Tampa (Maheo, E.)	09:05.268	

Place	Lane	Entry	Time	Margin
2	2	 Rollins (Bolan, S.)	09:11.460	06.192
3	4	 Mercyhurst (Northrup, E.)	09:13.792	08.524
4	5	 MSOE (West, A.)	09:25.332	20.064
5	1	 Jefferson B (Thomasset, A.)	09:42.980	37.712
6	6	 Cabrini (Costanzo, S.)	10:02.790	57.522







1 - 6 of 6

Event #60 WV4+ Semi-Final 1 (15:53) Official

Place	Lane	Entry	Time	Margin
1	3	 Wisconsin (Fairley, M.)	08:26.910	
2	2	 Drexel (McCallin, E.)	08:41.570	14.660
3	4	 Georgetown (Sawyer, K.)	08:44.600	17.690
4	1	 Merrimack (Tucker, S.)	08:49.980	23.070
5	5	 La Salle (Cornish, C.)	09:10.000	43.090
6	6	 Robert Morris (Norton, C.)	09:12.490	45.580







1 - 6 of 6

Event #61 WV4+ Semi-Final 2 (16:00) Official

Place	Lane	Entry	Time	Margin
1	3	 Florida Tech (Romberger, B.)	08:29.708	
2	4	 Lafayette (Lorentzen, N.)	08:32.620	02.912
3	2	 Fordham (Porter, S.)	08:43.780	14.072
4	5	 Monmouth (LeCrone, S.)	09:07.740	38.032
5	1	 Bryant (Prouty, E.)	09:12.764	43.056
6	6	 George Mason (Malach, S.)	09:17.444	47.736






1 - 6 of 6

Event #62 MF/N4+ FINAL 3 (16:07) Official

Place	Lane	Entry	Time	Margin
1	3	 Villanova (Hiatt, D.)	08:14.836	
2	1	 Pittsburgh (Powell, O.)	08:44.972	30.136
3	2	 Delaware (Wenzel, B.)	08:53.580	38.744
4	5	 Georgia Tech (Kluge, B.)	09:01.292	46.456
5	4	 Fordham (pacheco, s.)	10:31.106	02:16.270
6	6	 Georgia Tech B (Paladugu, R.)	10:48.996	02:34.160




1 - 6 of 6

Event #63 WF/N4+ FINAL 3 (16:14) Official

Place	Lane	Entry	Time	Margin
1	2	 Merrimack (Pernilla-Roche, A.)	09:11.005	
2	4	 Robert Morris (Rosato, B.)	09:31.207	20.202
3	3	 Carnegie Mellon (Brayer, H.)	09:39.475	28.470
4	5	 Long Island (Minihan, L.)	09:45.115	34.110
5	1	 Georgia Tech (Sanchez, A.)	10:12.123	01:01.118



1 - 5 of 5


Event #64 WV2x FINAL 3 (16:21) Official

Place	Lane	Entry	Time	Margin
1	4	 Florida Tech (Sichtnik, S.)	09:37.711	
2	3	 Merchant Marines (Edelman, A.)	09:43.643	05.932
-	2	 New York (Teofanova, L.)	DNS	-

1 - 3 of 3




Event #65 M2V4+ FINAL 3 (16:28) Official

Place	Lane	Entry	Time	Margin
1	3	 Pittsburgh B (DeSaro, P.)	08:23.708	
2	4	 Stockton (Tsikouras, A.)	08:37.346	13.638

Place	Lane	Entry	Time	Margin
3	2	 MSOE B (Vue, R.)	08:53.356	29.648

1 - 3 of 3

Event #66 W2V4+ FINAL 3 (16:35) Official

Place	Lane	Entry	Time	Margin
1	4	 Merrimack (lajoie, d.)	09:15.077	
2	3	 La Salle (Rotondo, O.)	09:25.409	10.332
3	2	 Pittsburgh B (ROBERTS, E.)	10:02.165	47.088







1 - 3 of 3

Event #67 MV8+ Semi-Final 1 (16:42) Official

Place	Lane	Entry	Time	Margin
1	3	 Drexel (Diggon, J.)	06:13.634	
2	2	 Rutgers (Thurman, O.)	06:16.922	03.288
3	4	 Colgate (Williams, L.)	06:17.010	03.376
4	1	 Marietta (Simone, N.)	06:27.866	14.232
5	5	 Embry-Riddle (Srbinovic, O.)	06:29.646	16.012
6	6	 West Point (Tucker, A.)	06:36.270	22.636






1 - 6 of 6

Event #68 MV8+ Semi-Final 2 (16:49) Official

Place	Lane	Entry	Time	Margin
1	3	 Temple (Oliver, A.)	06:16.830	
2	4	 St Josephs (Veiga de Roovere, D.)	06:20.646	03.816
3	2	 Delaware (Dempsey, J.)	06:21.258	04.428
4	5	 Jacksonville (Lockett, A.)	06:25.286	08.456
5	1	 Lehigh (McDonnell, E.)	06:25.978	09.148
6	6	 Fairfield (Stergion, B.)	06:56.762	39.932





1 - 6 of 6

Event #69 MV8+ Semi-Final 3 (16:56) Official

Place	Lane	Entry	Time	Margin
1	4	 La Salle (Cvetkovic, P.)	06:13.694	
2	3	 Western Ontario (Hembruff, A.)	06:20.742	07.048
3	2	 Stetson (Roiena, S.)	06:24.750	11.056
4	5	 Florida Tech (Gardella, S.)	06:26.590	12.896
5	1	 Loyola (MD) (Boucke, J.)	06:34.506	20.812
6	6	 Rollins (Harris, B.)	06:52.350	38.656




1 - 6 of 6

Event #70 MV1x FINAL 2 (08:00) Official

Place	Lane	Entry	Time	Margin
1	3	 Dominican B (Benissan, J.)	08:23.670	
2	4	 Union (Conrad, E.)	08:27.106	03.436
3	2	 Lafayette (Marlin, C.)	08:47.412	23.742
4	5	Rochester Tech (Willett, L.)	09:01.822	38.152
5	6	 American (ODonnell, F.)	09:27.870	01:04.200

1 - 5 of 5





Event #71 WV1x FINAL 2 (08:08) Official

Place	Lane	Entry	Time	Margin
1	4	 Clarkson (Fish, S.)	09:46.210	
2	3	 Lafayette (kouyoumdji, c.)	11:27.564	01:41.354
3	5	 Penn State (Buell, K.)	11:34.698	01:48.488

1 - 3 of 3

Event #72 MV2- FINAL 2 (08:16) Official

Place	Lane	Entry	Time	Margin
1	2	 Clarkson (Forsht, A.)	07:43.285	

Place	Lane	Entry	Time	Margin
2	3	 Carnegie Mellon (Faubel, J.)	07:58.633	15.348
3	4	Rochester Tech (Ferreira, S.)	08:02.897	19.612
4	5	 Fairfield (Henwood, L.)	08:21.277	37.992
5	6	 Rollins (Hollmann, W.)	08:26.869	43.584
6	1	 Oklahoma City B (McGowen, D.)	09:39.149	01:55.864







1 - 6 of 6

Event #73 WV2- FINAL 2 (08:24) Official

Place	Lane	Entry	Time	Margin
1	3	 George Mason (Becker, K.)	09:22.800	
2	4	 Lafayette (Harobin, L.)	09:44.912	22.112




1 - 2 of 2




Event #74 MF/N4+ FINAL 2 (08:32) Official

Place	Lane	Entry	Time	Margin
1	4	 Merchant Marines (Carpentier, A.)	07:17.905	
2	1	 Lehigh (Blum, L.)	07:29.119	11.214
3	3	 West Point B (Crenshaw, M.)	07:34.627	16.722
4	2	 West Point A (Monagle, R.)	07:38.787	20.882
5	6	 Stockton (Mauceri, V.)	07:40.971	23.066
6	5	 Union (Bender, D.)	07:43.355	25.450

1 - 6 of 6


Event #75 WF/N4+ FINAL 2 (08:40) Official

Place	Lane	Entry	Time	Margin
1	5	 Bryant (Bullock, S.)	08:29.361	
2	4	 Tampa (VanOveren, M.)	08:32.339	02.978
3	3	 Gordon (Golden, L.)	08:43.507	14.146

Place	Lane	Entry	Time	Margin
4	1	 Pittsburgh (ROBERTS, E.)	08:57.075	27.714
5	2	 Texas (Pavlovic, T.)	09:06.787	37.426
6	6	 Fordham (Farhy, S.)	09:19.099	49.738




1 - 6 of 6

Event #76 WF/N8+ FINAL 2 (08:48) Official

Place	Lane	Entry	Time	Margin
1	4	Rochester Tech (deVries, E.)	08:28.042	
2	3	 Georgia Tech (Bosmans, E.)	08:31.842	03.800





1 - 2 of 2

Event #77 MV2x FINAL 2 (08:56) Official

Place	Lane	Entry	Time	Margin
1	2	 Delaware (Riley, G.)	08:34.535	
2	3	 Carnegie Mellon (Iren, M.)	08:38.263	03.728
3	4	 Penn State (Loneragan, S.)	08:40.567	06.032
4	5	 Oklahoma City B (Parraga, A.)	09:02.203	27.668







1 - 4 of 4

Event #78 WV2x FINAL 2 (09:04) Official

Place	Lane	Entry	Time	Margin
1	3	 Long Island (Gross, K.)	08:48.854	
2	4	 Jacksonville (Coppa, V.)	08:58.620	09.766
3	5	 Gordon (Cook, A.)	09:03.596	14.742
4	1	 Dominican (Anil, A.)	09:03.674	14.820
5	6	Rochester Tech A (Leone, M.)	09:13.106	24.252
-	2	Rochester Tech B (Washco, V.)	Scratch	-

1 - 6 of 6

Event #79 M2V4+ FINAL 2 (09:12) Official

Place	Lane	Entry	Time	Margin
1	4	 Marietta (Kirla, Z.)	07:25.548	
2	3	 MSOE A (ROTH, A.)	07:29.252	03.704
3	5	 Pittsburgh A (Geoca, Z.)	07:36.468	10.920
4	2	 Rutgers (Stoeber, J.)	07:49.520	23.972
5	1	 Fairfield (Penczak, J.)	07:52.180	26.632
6	6	 Fordham (Shotmeyer, A.)	08:07.024	41.476


1 - 6 of 6

Event #80 W2V4+ FINAL 2 (09:20) Official


Place	Lane	Entry	Time	Margin
1	3	 Monmouth (Griffin, C.)	08:45.286	
2	2	 Temple (McGarry, G.)	08:47.482	02.196
3	4	 Rollins (Nikolic, N.)	08:53.578	08.292
4	5	 Pittsburgh A (Gray, A.)	08:53.926	08.640
5	1	 MIT (Huang, A.)	08:58.902	13.616
6	6	 Fordham (Farhy, S.)	09:02.574	17.288

1 - 6 of 6







Event #81 M2V8+ FINAL 2 (09:28) Official

Place	Lane	Entry	Time	Margin
1	3	 Embry-Riddle (Calzada, Q.)	06:28.033	
2	4	 Delaware (Beck, S.)	06:30.209	02.176
3	2	 Marietta (Brady, G.)	06:30.889	02.856
4	5	 Lehigh (Blaszkiwicz, A.)	06:31.013	02.980
5	6	 Fairfield (Tarricone, L.)	06:46.309	18.276
6	1	 Loyola (MD) (Carrieri, N.)	06:47.009	18.976







Event #82 MCV4+ FINAL 2 (09:36) Official

Place	Lane	Entry	Time	Margin
1	4	 Villanova (Koehler, O.)	07:59.730	
2	3	Haverford (Gay, J.)	08:02.460	02.730





Event #83 WDII/DIII4+ FINAL 2 (09:44) Official

Place	Lane	Entry	Time	Margin
1	4	 MSOE (West, A.)	08:52.429	
2	3	 Stockton (Kurtz, K.)	09:01.697	09.268
3	2	 Jefferson B (Thomasset, A.)	09:06.097	13.668
4	5	 Bryn Mawr A (Ford, C.)	09:11.149	18.720
5	6	 Cabrini (Costanzo, S.)	09:18.549	26.120
6	1	 Bryn Mawr B (Charkoudian-Rogers, A.)	09:26.221	33.792

Event #84 WV4+ FINAL 2 (09:52) Official




Place	Lane	Entry	Time	Margin
1	4	 Monmouth (LeCrone, S.)	08:26.165	
2	3	 Merrimack (Tucker, S.)	08:33.731	07.566
3	5	 La Salle (Cornish, C.)	08:39.931	13.766
4	1	 Robert Morris (Norton, C.)	08:40.231	14.066
5	2	 Bryant (Prouty, E.)	08:43.743	17.578
-	6	 George Mason (Malach, S.)	Scratch	-

Event #85 WDIIIV8+ (10:00) Official

Place	Lane	Entry	Time	Margin
1	3	 St Mary's (MD) (Neubauer, J.)	07:54.337	
2	5	 Marietta (Laing, A.)	08:00.533	06.196
3	4	 Franklin and Marshall (Heines, D.)	08:09.177	14.840
4	2	 Stockton B (Blisard, B.)	08:11.613	17.276





1 - 4 of 4

Event #86 WDIIIV8+ (10:08) Official

Place	Lane	Entry	Time	Margin
1	2	Rochester Tech (Hall, J.)	07:51.525	
2	3	 Bryn Mawr (Stephens, S.)	07:58.677	07.152
3	4	 Stockton A (Latshaw, E.)	08:04.237	12.712
4	5	 Simmons (Marzialo, D.)	08:15.181	23.656

1 - 4 of 4


Event #87 WV8+ (10:16) Official

Place	Lane	Entry	Time	Margin
1	4	 Georgetown (Chapman, A.)	07:03.137	
2	3	 Fordham (Baulch, A.)	07:08.063	04.926
3	2	 La Salle (Hintze, M.)	07:23.121	19.984
4	5	 Bryant (Kuechle, S.)	07:33.409	30.272

1 - 4 of 4






Event #88 WV8+ (10:24) Official

Place	Lane	Entry	Time	Margin
1	3	 Drexel (Harrington, K.)	07:07.151	
2	4	 Embry-Riddle (Ernst, S.)	07:17.119	09.968
3	2	 Loyola (MD) (Lightner, J.)	07:27.415	20.264
4	5	 Iona (McDonald, L.)	07:37.535	30.384

Place	Lane	Entry	Time	Margin
5	1	 Delaware (Fowler, E.)	08:24.409	01:17.258





1 - 5 of 5

Event #89 MC/DIIIV8+ (10:32) Official

Place	Lane	Entry	Time	Margin
1	3	 Rhode Island (Makuch, A.)	06:35.412	
2	2	 Villanova (Gunther, P.)	06:43.906	08.494
3	5	 West Point (Kipfmiller, T.)	06:48.612	13.200
4	4	 Washington Coll (Cole, G.)	06:50.680	15.268
5	1	 Stockton (Costello, S.)	07:17.596	42.184





1 - 5 of 5

Event #90 MC/DIIIV8+ (10:40) Official

Place	Lane	Entry	Time	Margin
1	3	 Georgia Tech (Heflin, S.)	06:22.636	
2	4	Rochester Tech A (Langdon, N.)	06:26.104	03.468
3	2	Rochester Tech B (Whitten, J.)	06:36.040	13.404
4	5	 St Mary's (MD) A (Girma, N.)	06:44.536	21.900
5	1	 Franklin and Marshall (Cameron, A.)	06:48.732	26.096
6	6	 St Mary's (MD) B (Meraj, I.)	06:54.156	31.520

1 - 6 of 6





Event #91 MV8+ FINAL 3 (10:48) Official

Place	Lane	Entry	Time	Margin
1	3	 Embry-Riddle (Srbinovic, O.)	06:21.560	
2	6	 West Point (Tucker, A.)	06:23.368	01.808
3	2	 Loyola (MD) (Boucke, J.)	06:25.174	03.614
4	4	 Lehigh (McDonnell, E.)	06:25.500	03.940

Place	Lane	Entry	Time	Margin
5	1	 Fairfield (Stergion, B.)	06:28.788	07.228
6	5	 Rollins (Harris, B.)	06:39.552	17.992




1 - 6 of 6

Event #92 Corporate Alumni (11:00) Official

Place	Lane	Entry	Time	Margin
	6	Delaware Alumni (Leary, C.)	01:12.883	
	5	Drexel Alumni (Stewart, C.)	01:15.103	02.220
	4	Temple Alumni	01:18.966	06.083
4	2	Jefferson Alumni (Lehman, E.)	01:41.658	28.775
5	1	 Jefferson (Corp Chall) (Diecidue, R.)	01:50.983	38.100
6	3	St Josephs Alumni (Demarco, M.)	02:07.761	54.878



1 - 6 of 6

Event #93 Men's Inclusive Double Scull (11:35) In Progress

Place	Lane	Entry	Time	Margin
	4	Philadelphia Adaptive (Doughty, J.)	10:38.337	
	3	 Delaware (Beardwood, W.)	11:55.370	01:17.033

1 - 2 of 2

Event #94 Mens PR1 1x Final 1 (11:45) Official

Place	Lane	Entry	Time	Margin
	4	Philadelphia Adaptive Rowing (McGinnis)	15:05.379	
	3	GCRA-PARP (Sommers, J.)	16:15.930	01:10.551
-	2	Philadelphia Adaptive Rowing (Ganther)	Scratch	-

1 - 3 of 3










Event #95 WV1x GRAND FINAL, THE DAVE MCCORMICK TROPHY (12:00) Official

Place	Lane	Entry	Time	Margin
	3	 Oklahoma City (LACY, R.)	08:59.786	

Place	Lane	Entry	Time	Margin
	4	 Dominican (Long, T.)	09:32.173	32.387
	5	 Carnegie Mellon (Goel, E.)	09:35.019	35.233
4	1	 MIT (Hutter, G.)	09:47.479	47.693
5	2	 La Salle A (perry, e.)	09:55.459	55.673
6	6	 La Salle B (Brewer, V.)	10:31.289	01:31.503









1 - 6 of 6

Event #96 MV1x GRAND FINAL, THE LOU MCCORMICK TROPHY (12:10) Official

Place	Lane	Entry	Time	Margin
	3	 Dominican A (Galisteo, D.)	07:29.530	
	2	 Brock (Doctor, I.)	07:38.970	09.440
	4	 Stetson (Rought, G.)	07:46.710	17.180
4	5	 Oklahoma City (Glisic, P.)	07:55.450	25.920
5	1	 Temple (Farkas, A.)	08:15.260	45.730
6	6	 Drexel (Grauley, M.)	08:29.160	59.630






1 - 6 of 6

Event #97 WV2- GRAND FINAL, THE MORRO BOWL (12:20) Official

Place	Lane	Entry	Time	Margin
	3	 William and Mary (Duckworth, C.)	09:15.655	
	5	 Pittsburgh (Roselli, J.)	09:39.588	23.933
	2	 Monmouth (Rice, K.)	09:43.745	28.090
4	4	Rochester Tech (Hall, J.)	09:49.533	33.878
5	1	 Tampa (Calarco, E.)	09:57.360	41.705
6	6	 Carnegie Mellon (Vitkin, K.)	09:59.812	44.157









1 - 6 of 6

Event #98 MV2- GRAND FINAL, THE BOB NEGAARD CUP (12:30) Official

Place	Lane	Entry	Time	Margin
	3	 Oklahoma City A (Knopp, K.)	07:27.779	
	4	 Stetson (Furton, C.)	07:38.076	10.297
	5	 Mercyhurst (DePinto, A.)	07:47.776	19.997
4	2	 Drexel (Karacsonyi, G.)	07:50.939	23.160
5	6	 Lafayette (White, D.)	07:52.656	24.877
6	1	 Union (White, H.)	07:55.179	27.400










1 - 6 of 6

Event #99 WF/N4+ GRAND FINAL (12:40) Official

Place	Lane	Entry	Time	Margin
	3	 George Mason (Meurmishvili, E.)	08:07.553	
	2	 Jacksonville (Cooke, C.)	08:15.653	08.100
	5	 Georgetown (Hintz, A.)	08:21.743	14.190
4	4	 Rhode Island (Haskell, C.)	08:31.803	24.250
5	6	 Lafayette (Krohg, A.)	08:36.490	28.937
6	1	 Union (Hannan, S.)	08:39.753	32.200

1 - 6 of 6

Event #100 MF/N4+ GRAND FINAL, THE LINDY CUP (12:48) Official

Place	Lane	Entry	Time	Margin
	3	 Oklahoma City (Kovacevic, V.)	06:58.292	
	4	 Temple (Bingham, N.)	06:58.889	00.597
	2	 Texas (Spencer, N.)	07:22.351	24.059
4	6	 Lafayette (Moldover, J.)	07:23.567	25.275
5	5	 Western Ontario (Liu, C.)	07:34.751	36.459
6	1	 Rutgers (Kimmitt, C.)	07:44.664	46.372







1 - 6 of 6

Event #101 WF/N8+ GRAND FINAL, THE SARA VAUGHN TROPHY (12:56) Official

Place	Lane	Entry	Time	Margin
	3	 Wisconsin (Mason, S.)	07:29.708	
	4	 Monmouth (Ridenour, A.)	07:49.382	19.674
	6	 Delaware (Palmer, E.)	07:59.582	29.874
4	5	 West Point (Corona, S.)	08:05.225	35.517
5	2	 Temple (McCarthy, C.)	08:15.438	45.730
6	1	 Penn State (Whalen, S.)	08:36.062	01:06.354










1 - 6 of 6

Event #102 MF/N8+ GRAND FINAL, THE TOBY WALLACE TROPHY (13:04) Official

Place	Lane	Entry	Time	Margin
	3	 West Point (Bahouth, J.)	06:50.469	
	4	 Delaware (Smalls, C.)	07:19.009	28.540
	2	 Penn State (Gast, J.)	07:30.842	40.373
4	5	 Georgia Tech (Shetty, S.)	07:43.729	53.260










1 - 4 of 4

Event #103 W2x GRAND FINAL (13:12) Official

Place	Lane	Entry	Time	Margin
	3	 Trent (Friar, T.)	08:11.642	
	1	 Oklahoma City (LACY, R.)	08:22.067	10.425
	4	 MIT (Reischer-Craft, A.)	08:28.787	17.145
4	5	 Georgetown (Forrester, A.)	08:32.424	20.782
5	2	 Wisconsin (Payne, E.)	08:38.571	26.929
6	6	 Tampa (Antons, K.)	09:10.722	59.080










1 - 6 of 6

Event #104 M2x GRAND FINAL - THE GEORGE HINES TROPHY (13:22) Official

Place	Lane	Entry	Time	Margin
	4	 Oklahoma City A (Fruehwirth, J.)	07:19.359	
	3	 William and Mary (Berkowitz, J.)	07:21.535	02.176
	2	 Dominican (Pineda, B.)	07:46.959	27.600
4	5	 Pittsburgh (Aherne, O.)	07:53.805	34.446
5	1	 VCU (Avis, L.)	07:54.412	35.053
6	6	 Florida Tech (Cakici, O.)	07:59.169	39.810










1 - 6 of 6

Event #105 W2V4+ GRAND FINAL (13:32) Official

Place	Lane	Entry	Time	Margin
	3	 Georgetown A (Edinger, M.)	08:14.242	
	4	 Wisconsin (Tonnos, P.)	08:18.829	04.587
	2	 Drexel (McCallin, E.)	08:27.722	13.480
4	1	 Loyola (MD) (Welch, O.)	08:36.342	22.100
5	6	 Georgetown B (Kahlenberg, A.)	08:40.579	26.337
6	5	 Lafayette (Broderick, R.)	08:52.796	38.554





1 - 6 of 6

Event #106 M2V4+ GRAND FINAL - THE KEN SHAW TROPHY (13:40) Official

Place	Lane	Entry	Time	Margin
	4	 La Salle (Kroll, J.)	06:59.620	
	3	 Drexel (Seiger, A.)	07:06.207	06.587
	2	 West Point (De May, G.)	07:19.915	20.295
4	1	 Colgate (Maxham, J.)	07:20.168	20.548
5	5	 MIT (Lee, T.)	07:24.392	24.772
6	6	 Georgia Tech (Perdew, B.)	07:24.475	24.855









1 - 6 of 6

Event #107 W3V8+ GRAND FINAL (13:48) Official

Place	Lane	Entry	Time	Margin
	3	 Georgetown (Plum, L.)	07:34.242	
	4	 Fordham (Burns, S.)	08:01.519	27.277







1 - 2 of 2

Event #108 M3V8+ GRAND FINAL (13:56) Official

Place	Lane	Entry	Time	Margin
	3	 Drexel A (Key, Z.)	06:10.091	
	4	 Temple (Lamb, P.)	06:22.035	11.944
	5	 St Josephs (Scutti, S.)	06:25.788	15.697
4	2	 Rutgers (Conde, W.)	06:36.851	26.760
5	1	 Drexel B (Duncan, S.)	06:42.858	32.767










1 - 5 of 5

Event #109 W2V8+ GRAND FINAL - THE COLEMAN D. BOYLE TROPHY (14:04) Official









Place	Lane	Entry	Time	Margin
	3	 Georgetown (Power, E.)	07:05.851	
	2	 Fordham (Zaneski, A.)	07:12.941	07.090
	4	 Drexel (Harrington, K.)	07:23.621	17.770

1 - 3 of 3

Event #110 M2V8+ GRAND FINAL - THE BAYER TROPHY (14:12) Official

Place	Lane	Entry	Time	Margin
	4	 Temple (Kluge, K.)	05:59.829	
	2	 Drexel (Mohamed, M.)	06:02.465	02.636
	3	 La Salle (Van Olm, E.)	06:06.395	06.566
4	5	 St Josephs (Lewis, P.)	06:16.662	16.833
5	6	 Jacksonville (Denney, L.)	06:28.279	28.450
6	1	 Rutgers (Perich, K.)	06:35.749	35.920










Event #111 WL4+ GRAND FINAL, THE ROBERT ESPESETH TROPHY (14:20) Official

Place	Lane	Entry	Time	Margin
	3	 MIT (Williams, J.)	07:43.839	
	4	 Georgetown (Tenfelde, E.)	08:01.294	17.455
	2	 Wisconsin (Tonnos, P.)	08:12.788	28.949
4	5	 Gordon (Nerger, E.)	09:11.586	01:27.747
5	1	 Penn State (Galinato, H.)	10:28.416	02:44.577










Event #112 MLV4+ GRAND FINAL, THE JAMES J LYNCH TROPHY (14:28) Official

Place	Lane	Entry	Time	Margin
	3	 Mercyhurst (Dailey, M.)	06:39.976	
	4	 MIT (Kirkman, J.)	06:51.593	11.617
	2	 Western Ontario (MacLean, D.)	07:07.175	27.199
4	5	 Gordon (Wells, C.)	07:51.400	01:11.424

Event #113 WCV4+ GRAND FINAL (14:36) Official




Place	Lane	Entry	Time	Margin
	3	 Texas (Wetz, M.)	08:07.023	
	4	 Pittsburgh (Bakkenist, A.)	08:13.180	06.157
	2	 Penn State (Wiechmann, M.)	08:30.743	23.720
4	5	 William and Mary (Meyer, F.)	08:37.190	30.167
5	6	 Georgia Tech (Feeney, H.)	08:39.303	32.280
6	1	 West Point (Finnessy, K.)	08:54.888	47.865

Event #114 MCV4+ GRAND FINAL (14:44) Official

Place	Lane	Entry	Time	Margin
	3	 Florida (Phelan, H.)	06:49.479	
	4	 West Point (Kauzlarich, R.)	06:52.834	03.355
	2	 Fordham (Gwitt, S.)	07:02.601	13.122
4	5	 Texas (Nothaft, M.)	07:04.857	15.378
5	1	 Pittsburgh (Holman, N.)	07:06.897	17.418
6	6	 Penn State (Fulton, L.)	07:38.274	48.795










1 - 6 of 6

Event #115 WDII/DIIIV4+ GRAND FINAL (14:52) Official

Place	Lane	Entry	Time	Margin
	4	 Tampa (Maheo, E.)	08:04.158	
	3	 Embry-Riddle (Fife-Winslow, A.)	08:07.485	03.327
	6	 Mercyhurst (Northrup, E.)	08:12.855	08.697
4	1	 Union (White, S.)	08:15.098	10.940
5	5	 Jefferson A (Schipper, C.)	08:25.055	20.897
6	2	 Rollins (Bolan, S.)	08:34.705	30.547










1 - 6 of 6

Event #116 WV4+ GRAND FINAL, THE MARGARET MCNIFF TROPHY (15:00) Official

Place	Lane	Entry	Time	Margin
	4	 Florida Tech (Romberger, B.)	07:49.113	
	3	 Wisconsin (Fairley, M.)	07:51.271	02.158
	2	 Lafayette (Lorentzen, N.)	07:54.249	05.136
4	1	 Georgetown (Sawyer, K.)	08:12.263	23.150
5	5	 Drexel (McCallin, E.)	08:20.889	31.776
6	6	 Fordham (Porter, S.)	08:29.671	40.558





1 - 6 of 6

Event #117 MV4+ GRAND FINAL, THE THOMAS A CURRAN CUP (15:08) Official

Place	Lane	Entry	Time	Margin
	3	 Drexel (Fortner, C.)	06:55.833	
	4	 Mercyhurst (Maragos, J.)	06:56.670	00.837
	5	 Lafayette (Arky, B.)	07:12.490	16.657
4	2	 MSOE (Otten, L.)	07:13.876	18.043
5	1	 Merchant Marines (ROLL, P.)	08:00.011	01:04.178
6	6	 Washington Coll (Phalan, M.)	08:37.605	01:41.772





1 - 6 of 6

Event #118 WL8+ GRAND FINAL THE KAMRAD TROPHY (15:16) Official

Place	Lane	Entry	Time	Margin
	3	 Georgetown (DeLeo, I.)	07:09.429	
	4	 Western Ontario (buchanan, h.)	07:34.812	25.383







1 - 2 of 2

Event #119 MLV8+ GRAND FINAL, THE THOMAS W LOSCHIAVO TROPHY (15:24) Official

Place	Lane	Entry	Time	Margin
	3	 MIT (Costa, S.)	06:13.366	
	4	 Mercyhurst (Katic, I.)	06:37.591	24.225





1 - 2 of 2

Event #120 WCV8+ GRAND FINAL (15:32) Official

Place	Lane	Entry	Time	Margin
	3	 Rhode Island (Eldridge, R.)	07:24.338	
	4	 West Point (Ake, E.)	07:34.468	10.130
	5	 Florida (Hall, T.)	07:40.548	16.210
4	2	 Georgia Tech (Trudel, I.)	07:49.168	24.830








1 - 4 of 4

Event #121 MC/DIIIV8+ FINAL 2 (15:40) Official

Place	Lane	Entry	Time	Margin
1	4	 St Mary's (MD) A (Girma, N.)	06:48.621	
2	3	 Washington Coll (Cole, G.)	06:52.391	03.770
3	5	 Stockton (Costello, S.)	06:58.288	09.667
4	2	 Franklin and Marshall (Cameron, A.)	07:00.594	11.973
5	6	 St Mary's (MD) B (Meraj, I.)	07:07.451	18.830







1 - 5 of 5

Event #122 MC/DIIIV8+ GRAND FINAL (15:50) Official

Place	Lane	Entry	Time	Margin
	3	 Rhode Island (Makuch, A.)	06:29.512	
	4	 Georgia Tech (Heflin, S.)	06:33.609	04.097
	5	 Villanova (Gunther, P.)	06:37.132	07.620
4	2	Rochester Tech A (Langdon, N.)	06:37.236	07.724
5	6	Rochester Tech B (Whitten, J.)	06:48.109	18.597
6	1	 West Point (Kipfmiller, T.)	06:52.099	22.587



1 - 6 of 6

Event #123 WDIIIV8+ GRAND FINAL, THE BACKE TROPHY (16:00) Official

Place	Lane	Entry	Time	Margin
	3	 Mercyhurst (Spracklen, T.)	07:13.738	
	2	 Rollins (Klesa, A.)	07:30.548	16.810
	4	 Jefferson (Chaffee, A.)	07:36.354	22.616









1 - 3 of 3

Event #124 WDIIIV8+ FINAL 2 (16:10) Official

Place	Lane	Entry	Time	Margin
1	4	 Simmons (Marzialo, D.)	08:25.384	
2	3	 Stockton B (Blisard, B.)	08:28.797	03.413

1 - 2 of 2

Event #125 WDIIIIV8+ GRAND FINAL (16:20) Official

Place	Lane	Entry	Time	Margin
	4	Rochester Tech (Hall, J.)	07:34.354	
	3	 St Mary's (MD) (Neubauer, J.)	07:37.187	02.833
	6	 Stockton A (Latshaw, E.)	07:38.967	04.613
4	2	 Bryn Mawr (Stephens, S.)	07:41.379	07.025
5	5	 Marietta (Laing, A.)	07:56.601	22.247
6	1	 Franklin and Marshall (Heines, D.)	08:29.999	55.645










1 - 6 of 6

Event #126 WV8+ FINAL 2 (16:30) Official

Place	Lane	Entry	Time	Margin
1	4	 Iona (McDonald, L.)	07:22.858	
2	3	 Bryant (Kuechle, S.)	07:41.631	18.773
3	2	 Delaware (Fowler, E.)	08:28.890	01:06.032







1 - 3 of 3

Event #127 WV8+ GRAND FINAL, THE EVELYN BERGMAN TROPHY (16:40) Official

Place	Lane	Entry	Time	Margin
	4	 Drexel (Harrington, K.)	06:54.010	
	5	 Fordham (Baulch, A.)	06:57.324	03.314
	3	 Georgetown (Chapman, A.)	06:57.510	03.500
4	2	 Embry-Riddle (Ernst, S.)	07:01.927	07.917
5	1	 La Salle (Hintze, M.)	07:05.434	11.424
6	6	 Loyola (MD) (Lightner, J.)	07:25.034	31.024

1 - 6 of 6

Event #128 MV8+ FINAL 2 (16:50) Official










Place	Lane	Entry	Time	Margin
1	3	 Colgate (Williams, L.)	06:04.310	
2	1	 Jacksonville (Lockett, A.)	06:05.437	01.127
3	5	 Florida Tech (Gardella, S.)	06:06.374	02.064
4	2	 Stetson (Roiena, S.)	06:08.837	04.527
5	4	 Delaware (Dempsey, J.)	06:09.334	05.024
6	6	 Marietta (Simone, N.)	06:09.407	05.097



1 - 6 of 6



Event #129 MV8+ GRAND FINAL, THE RICHARD OBRIEN - JAMES HANNA TROPHY (17:00) Official

Place	Lane	Entry	Time	Margin
	3	 Drexel (Diggons, J.)	05:52.474	
	2	 La Salle (Cvetkovic, P.)	05:55.671	03.197
	4	 Temple (Oliver, A.)	05:55.751	03.277
4	5	 Western Ontario (Hembruff, A.)	06:03.174	10.700
5	1	 St Josephs (Veiga de Roovere, D.)	06:04.594	12.120
6	6	 Rutgers (Thurman, O.)	06:07.531	15.057



1 - 6 of 6



Regatta Timing



Our Results, Your Accuracy.

Company

738 Main Street, #452
Waltham, MA 02451-0616 USA
info@regattatiming.com

Links

[Home](#)
[Regattas](#)
[Results](#)

Info

[About](#)
[Contact](#)
[Privacy Policy](#)

Dad Vail Team Points

Organization	Overall Points	Men's Points	Women's Points
Drexel University	172.5	126.5	46
Georgetown University	155		155
Mercyhurst University	86	48	38
Temple University	86	83	3
Army	80.5	55.5	25
Oklahoma City University	74	52	22
Massachusetts Institute of Technology	72	44	28
University of Wisconsin	71.5		71.5
University of Rhode Island (Club)	64	30	34
La Salle University	60.5	56	4.5
Fordham University	51	8	43
Rochester Institute of Technology	42	9	33
University of Pittsburgh	33	5	28
University of Texas	32	12	20
College of William and Mary	31	12	19
Georgia Institute of Technology	30	26.5	3.5
Monmouth University	30		30
University of Delaware	30	18	12
University of Florida	29	20	9
Lafayette College	24.5	13.5	11
Dominican NY	24	16	8
St Mary's College of Maryland	24		24
University of Tampa	22.25		22.25
Embry-Riddle Aeronautical University	22		22
St Josephs University	21	21	
Florida Institute of Technology	20.75	0.75	20
Pennsylvania State University	20.5	10	10.5
George Mason University	20		20
Western University	20	14	6
Jacksonville University	19	3	16
Stetson University	16	16	
Trent	15		15
Rollins College	13		13
Stockton University	12		12
Villanova University	12	12	
Rutgers University	10	10	
Brock University	8	8	
Thomas Jefferson University	8		8
Bryn Mawr College	6		6
Union College	5.75	0.75	5
Loyola Maryland	5.5		5.5
Carnegie Mellon University	4.75		4.75

Colgate University	4	4	
Milwaukee School of Engineering	4	4	
Gordon College	3	1	2
Marietta College	3		3
Merchant Marines	2	2	
Franklin and Marshall College	1.5		1.5
Virginia Commonwealth	1.5	1.5	
Washington College	1	1	
American University	0		
Bryant University	0		
Cabrini College	0		
Clarkson University	0		
drexel rowing alumni	0		
Fairfield University	0		
gcra para adaptive rowing program	0		
Haverford	0		
Iona	0		
Lehigh University	0		
Long Island University	0		
Merrimack College	0		
New York	0		
philadelphia adaptive rowing	0		
Robert Morris	0		
Simmons College	0		
St Josephs Alumni	0		
Temple Alumni	0		
Thomas Jefferson University Alumni	0		
University of Delaware Alumni	0		
U.S. Merchant Marine Academy	0		