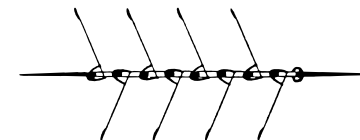


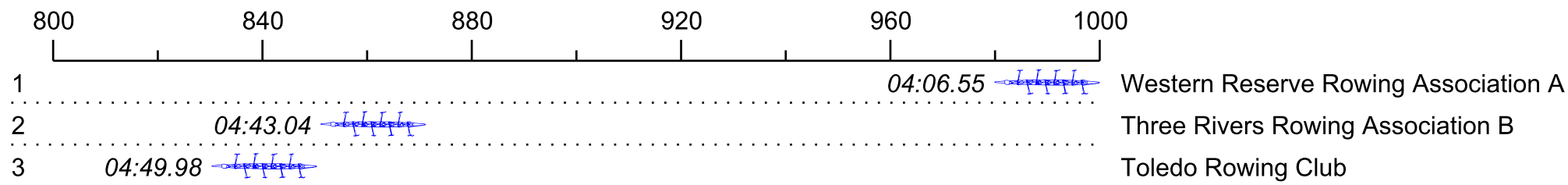


# 2015 Midwest Masters Sprints Results

Race 1a: 07:30 AM Womens Masters 8+ (Race 1)  
Flight 1



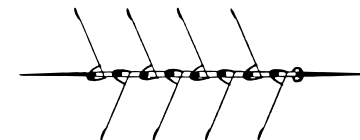
Place	Lane	Organization	Net Time	%	Raw	Handicap	Split	Pts
1st	2	Western Reserve A (C. Evans)	04:06.55		04:08.15	00:01.60		
2nd	3	Three Rivers B (M. West)	04:43.04	14.8%	04:44.34	00:01.30	00:00:36.19	
3rd	4	Toledo Rowing Club (S. Earl)	04:49.98	17.6%	04:53.88	00:03.90	00:00:45.73	



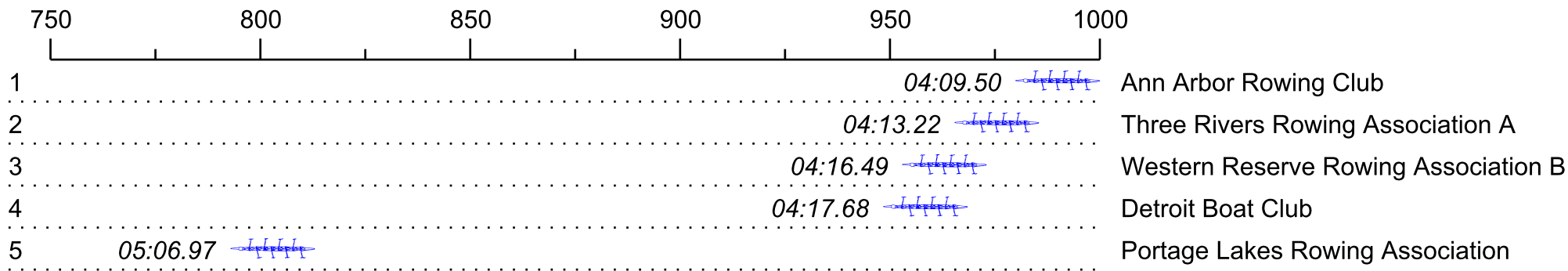


# 2015 Midwest Masters Sprints Results

Race 1b: 07:37 AM Womens Masters 8+ (Race 1)  
Flight 2



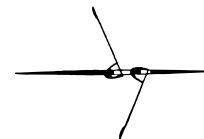
Place	Lane	Organization	Net Time	%	Raw	Handicap	Split	Pts
1st	5	Ann Arbor RC (T. Stein)	04:09.50		04:16.00	00:06.50		
2nd	1	Three Rivers A (B. Rumora)	04:13.22	1.5%	04:32.42	00:19.20	00:00:16.42	
3rd	2	Western Reserve B (J. Prugh)	04:16.49	2.8%	04:24.49	00:08.00	00:00:08.49	
4th	4	Detroit (S. Terrien)	04:17.68	3.3%	04:25.68	00:08.00	00:00:09.68	
5th	3	Portage Lakes (c. paniel)	05:06.97	23.0%	05:16.67	00:09.70	00:01:00.67	



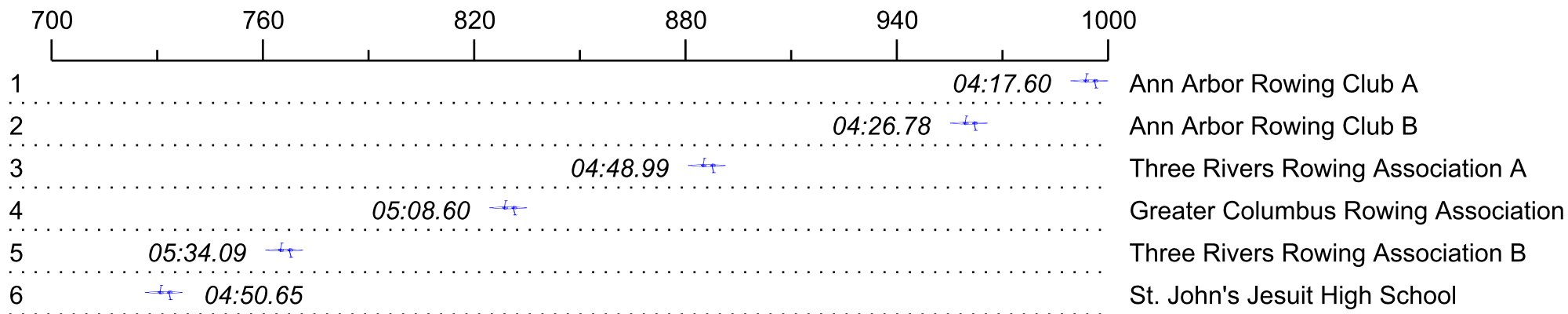


# 2015 Midwest Masters Sprints Results

## Race 2a: 07:44 AM Mens Masters 2-Flight



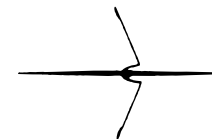
Place	Lane	Organization	Net Time	%	Raw	Handicap	Split	Pts
1st	4	Ann Arbor RC A (W. Gail)	04:17.60		04:17.60			
2nd	3	Ann Arbor RC B (D. Olson)	04:26.78	3.6%	04:39.98	00:13.20	00:00:22.38	
3rd	5	Three Rivers A (S. Carlson)	04:48.99	12.2%	04:53.89	00:04.90	00:00:36.29	
4th	1	Greater Columbus (C. Brooks)	05:08.60	19.8%	05:57.00	00:48.40	00:01:39.40	
5th	2	Three Rivers B (A. Nagy)	05:34.09	29.7%	05:34.69	00:00.60	00:01:17.09	
Exhib	6	St. John's Jesuit (B. O'Brien)	04:50.65		04:50.65		00:00:33.05	



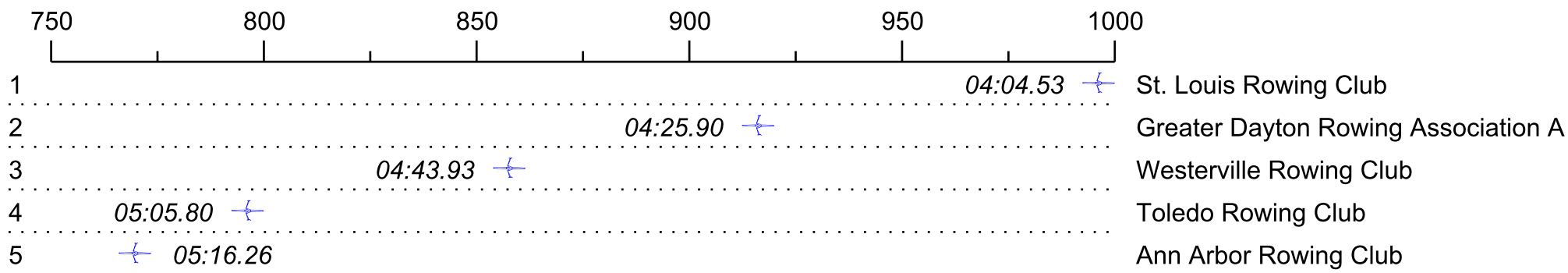


# 2015 Midwest Masters Sprints Results

Race 3a: 07:51 AM Mens Masters Ltwt 1x  
Flight



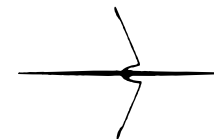
Place	Lane	Organization	Net Time	%	Raw	Handicap	Split	Pts
1st	5	St. Louis (C. Cook)	04:04.53		04:52.93	00:48.40	00:00:24.03	
2nd	3	Greater Dayton A (B. Boehm)	04:25.90	8.7%	04:28.90	00:03.00		
3rd	2	Westerville (S. Kelly)	04:43.93	16.1%	05:04.93	00:21.00	00:00:36.03	
4th	4	Toledo Rowing Club (M. Rossol)	05:05.80	25.1%	05:33.00	00:27.20	00:01:04.10	
5th	6	Ann Arbor RC (W. Arts)	05:16.26	29.3%	05:16.26		00:00:47.36	
	1	Greater Dayton B (D. Barker)	Scratch					



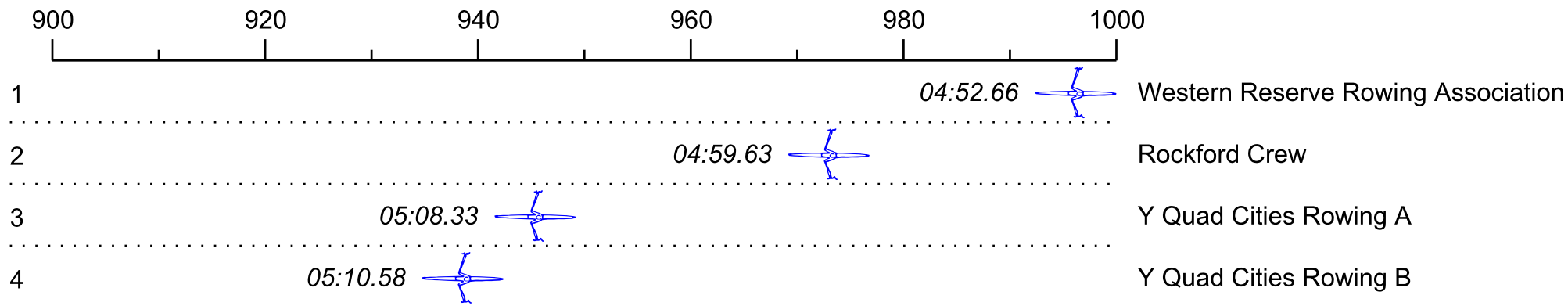


# 2015 Midwest Masters Sprints Results

## Race 4a: 07:58 AM Womens Masters Ltwt 1x Flight



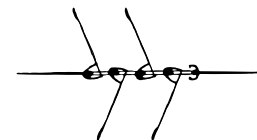
Place	Lane	Organization	Net Time	%	Raw	Handicap	Split	Pts
1st	4	Western Reserve (S. Romilly)	04:52.66		05:13.66	00:21.00	00:00:07.63	
2nd	1	Rockford (C. Raisky)	04:59.63	2.4%	05:06.03	00:06.40		
3rd	2	Y Quad Cities A (T. Braet)	05:08.33	5.4%	05:16.43	00:08.10	00:00:10.40	
4th	3	Y Quad Cities B (T. Baustian)	05:10.58	6.1%	05:37.78	00:27.20	00:00:31.75	
	5	Greater Dayton (D. Heuser)	Scratch					






# 2015 Midwest Masters Sprints Results

Race 7a: 08:03 AM Mens Masters 4+ (AA-B)  
Flight



Place	Lane	Organization	Net Time	%	Raw	Handicap	Split	Pts
1st	5	Western Reserve (R. O'Loughlin)	<b>03:52.40</b>		03:55.00	00:02.60		
2nd	4	Ann Arbor RC (L. McMackin)	<b>03:59.09</b>	2.9%	03:59.29	00:00.20	00:00:04.29	
3rd	3	Greater Columbus A (B. Ramsey)	<b>04:01.12</b>	3.8%	04:05.32	00:04.20	00:00:10.32	
4th	6	St. John's Jesuit (M. Connelly)	<b>04:03.80</b>	4.9%	04:03.80		00:00:08.80	
5th	1	Dayton (V. Leopold)	<b>04:26.76</b>	14.8%	04:37.26	00:10.50	00:00:42.26	
6th	2	Greater Columbus B (D. Monnin)	<b>05:13.72</b>	35.0%	05:18.62	00:04.90	00:01:23.62	

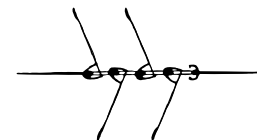




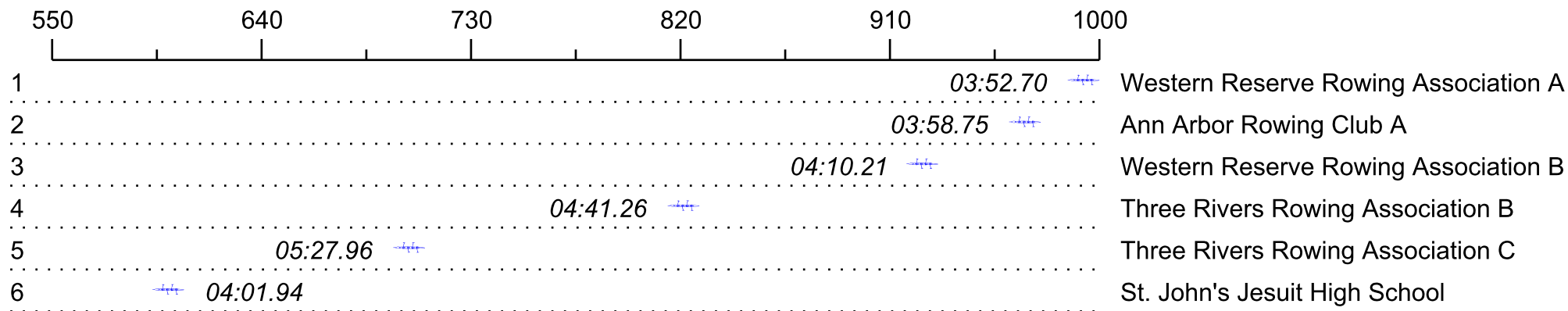
# 2015 Midwest Masters Sprints Results

Race 8a: 08:10 AM Mens Masters 4+ (C-J)

Flight 1



Place	Lane	Organization	Net Time	%	Raw	Handicap	Split	Pts
1st	6	Western Reserve A (W. Rickman)	<b>03:52.70</b>		04:06.20	00:13.50	00:00:04.26	
2nd	5	Ann Arbor RC A (D. Olson)	<b>03:58.75</b>	2.6%	04:10.15	00:11.40	00:00:08.21	
3rd	2	Western Reserve B (J. O'Donnell)	<b>04:10.21</b>	7.5%	04:19.71	00:09.50	00:00:17.77	
4th	3	Three Rivers B (P. Deily)	<b>04:41.26</b>	20.9%	04:46.76	00:05.50	00:00:44.82	
5th	4	Three Rivers C (A. Lucia)	<b>05:27.96</b>	40.9%	05:38.46	00:10.50	00:01:36.52	
Exhib	1	St. John's Jesuit (Z. Prephan)	<b>04:01.94</b>		04:01.94			

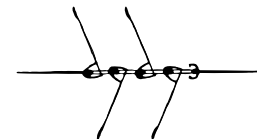




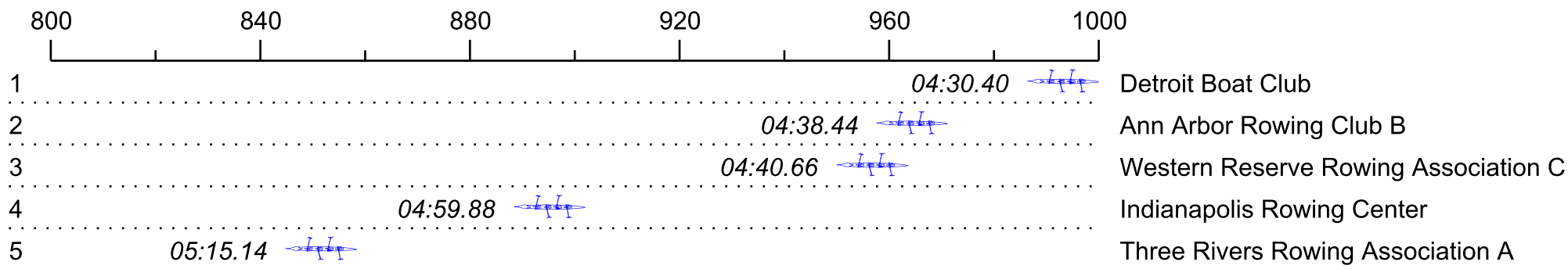
# 2015 Midwest Masters Sprints Results

Race 8b: 08:17 AM Mens Masters 4+ (C-J)

Flight 2



Place	Lane	Organization	Net Time	%	Raw	Handicap	Split	Pts
1st	1	Detroit (R. Reed)	04:30.40		04:46.10	00:15.70		
2nd	3	Ann Arbor RC B (R. Florka)	04:38.44	3.0%	04:56.64	00:18.20	00:00:10.54	
3rd	4	Western Reserve C (K. Watterson)	04:40.66	3.8%	05:04.16	00:23.50	00:00:18.06	
4th	2	Indianapolis RC (D. Hoyniak)	04:59.88	10.9%	05:16.78	00:16.90	00:00:30.68	
5th	5	Three Rivers A (M. Sheppard)	05:15.14	16.5%	05:32.04	00:16.90	00:00:45.94	
	6	Toledo Rowing Club (P. Kortier)	Scratch					

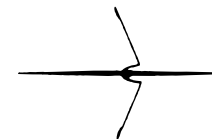




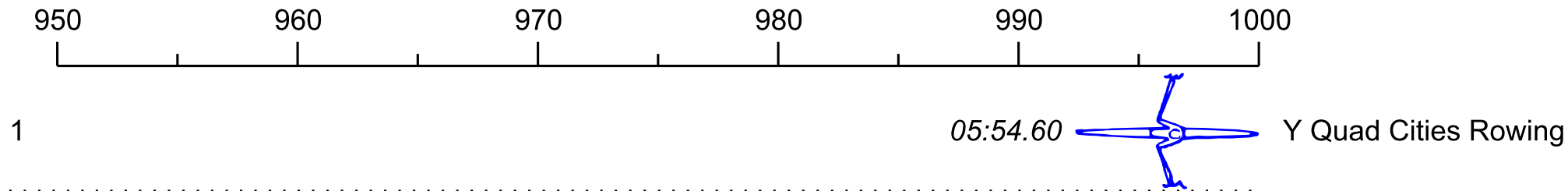


# 2015 Midwest Masters Sprints Results

Race 12a: 08:24 AM Womens Master Novice 1x  
Flight



Place	Lane	Organization	Net Time	%	Raw	Handicap	Split	Pts
1st	5	Y Quad Cities (N. Taylor)	05:54.60		05:54.60			

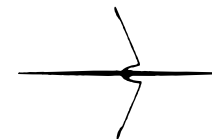




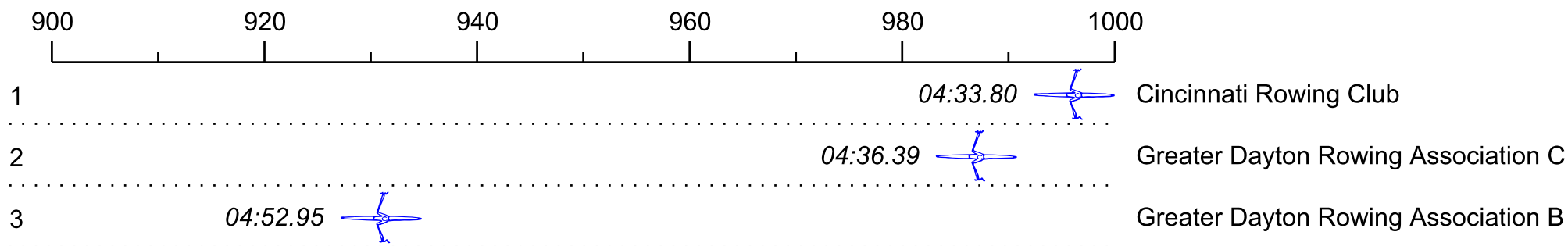
# 2015 Midwest Masters Sprints Results

Race 14a: 08:31 AM Mens Masters 1x (AA-B)

Flight 1



Place	Lane	Organization	Net Time	%	Raw	Handicap	Split	Pts
1st	3	Cincinnati RC (B. Pack)	04:33.80		04:35.40	00:01.60		
2nd	4	Greater Dayton C (A. Kirdzik)	04:36.39	0.9%	04:36.39		00:00:00.99	
3rd	5	Greater Dayton B (B. Leenheer)	04:52.95	7.0%	04:52.95		00:00:17.55	
	2	Western Reserve (S. Liberman)	Scratch					

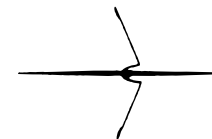




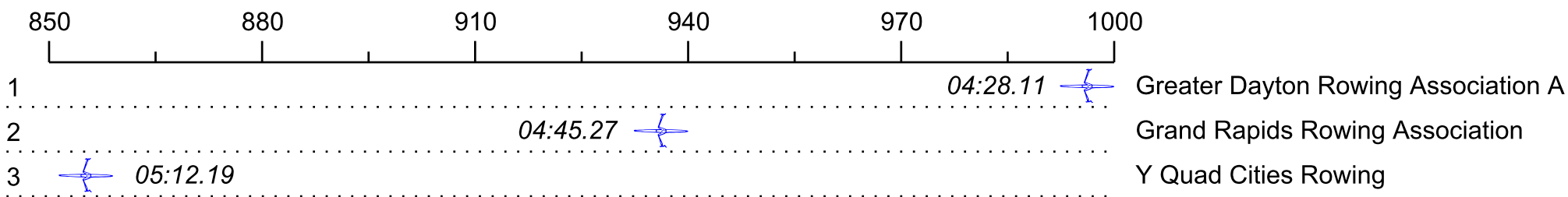
# 2015 Midwest Masters Sprints Results

Race 14b: 08:36 AM Mens Masters 1x (AA-B)

Flight 2



Place	Lane	Organization	Net Time	%	Raw	Handicap	Split	Pts
1st	4	Greater Dayton A (B. Boehm)	04:28.11		04:31.11	00:03.00		
2nd	3	Grand Rapids (S. Kazmierczak)	04:45.27	6.4%	04:50.17	00:04.90	00:00:19.06	
3rd	2	Y Quad Cities (D. Rathburn)	05:12.19	16.4%	05:17.09	00:04.90	00:00:45.98	
	5	St. John's Jesuit (B. O'Brien)	Scratch					

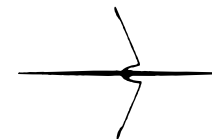




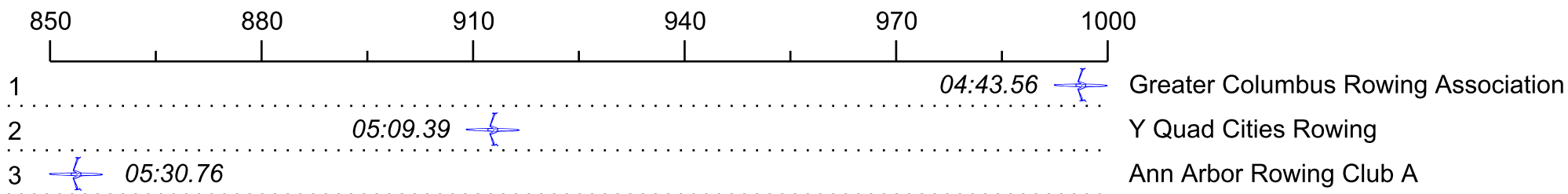
# 2015 Midwest Masters Sprints Results

Race 15a: 08:41 AM Mens Masters 1x (C-J)

Flight 1



Place	Lane	Organization	Net Time	%	Raw	Handicap	Split	Pts
1st	3	Greater Columbus (r. briggs)	<b>04:43.56</b>		04:43.56			
2nd	5	Y Quad Cities (R. Shaffer)	<b>05:09.39</b>	9.1%	05:09.39		00:00:25.83	
3rd	4	Ann Arbor RC A (J. Wenzlaff)	<b>05:30.76</b>	16.6%	05:30.76		00:00:47.20	

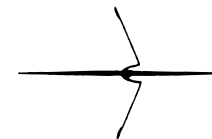




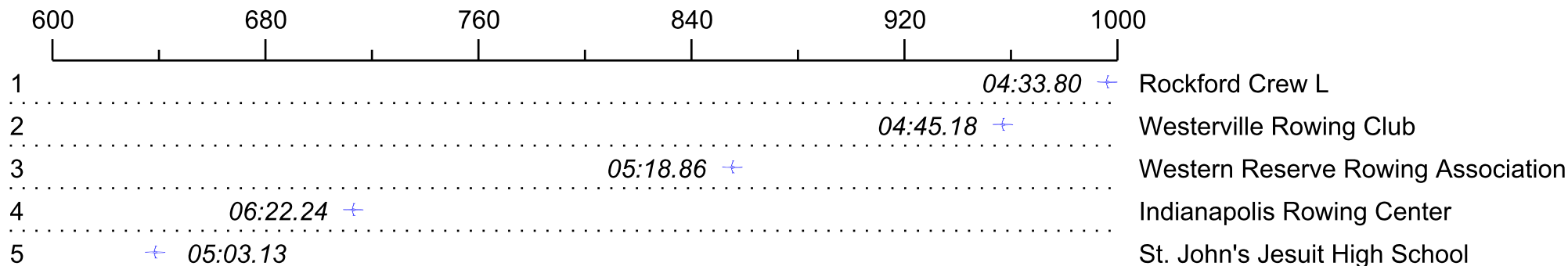
# 2015 Midwest Masters Sprints Results

Race 15b: 08:46 AM Mens Masters 1x (C-J)

Flight 2



Place	Lane	Organization	Net Time	%	Raw	Handicap	Split	Pts
1st	4	Rockford L (M. Raisky)	<b>04:33.80</b>		04:56.30	00:22.50		
2nd	2	Westerville (S. Kelly)	<b>04:45.18</b>	4.2%	05:06.18	00:21.00	00:00:09.88	
3rd	3	Western Reserve (J. O'Donnell)	<b>05:18.86</b>	16.5%	05:33.26	00:14.40	00:00:36.96	
Exhib	6	Indianapolis RC (j. sobieski)	<b>06:22.24</b>		06:25.24	00:03.00	00:01:28.94	
Exhib	5	St. John's Jesuit (B. O'Brien)	<b>05:03.13</b>		05:03.13		00:00:06.83	

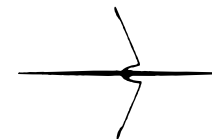




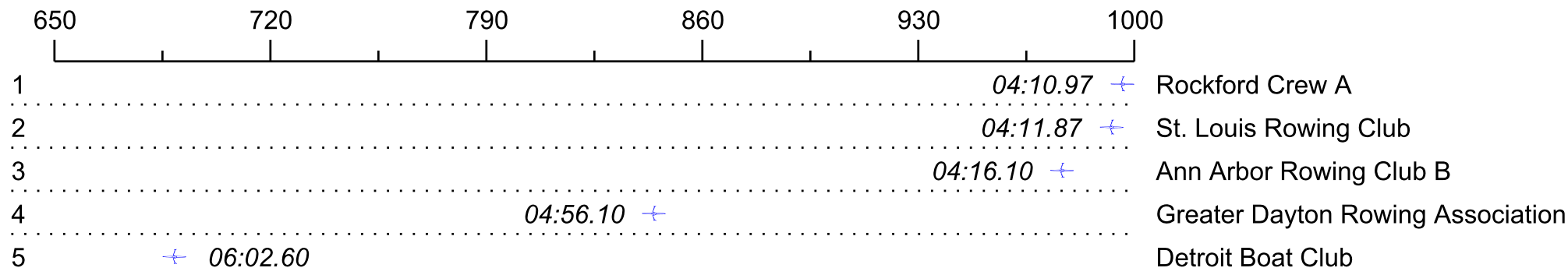
# 2015 Midwest Masters Sprints Results

Race 15c: 08:51 AM Mens Masters 1x (C-J)

Flight 3



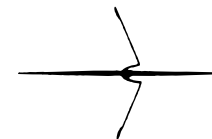
Place	Lane	Organization	Net Time	%	Raw	Handicap	Split	Pts
1st	2	Rockford A (R. Anderson)	<b>04:10.97</b>		04:47.07	00:36.10		
2nd	3	St. Louis (C. Cook)	<b>04:11.87</b>	0.4%	05:00.27	00:48.40	00:00:13.20	
3rd	1	Ann Arbor RC B (J. Montie)	<b>04:16.10</b>	2.0%	05:00.20	00:44.10	00:00:13.13	
4th	5	Greater Dayton (R. Pierce)	<b>04:56.10</b>	18.0%	05:30.30	00:34.20	00:00:43.23	
5th	4	Detroit (R. Jones)	<b>06:02.60</b>	44.5%	06:53.20	00:50.60	00:02:06.13	



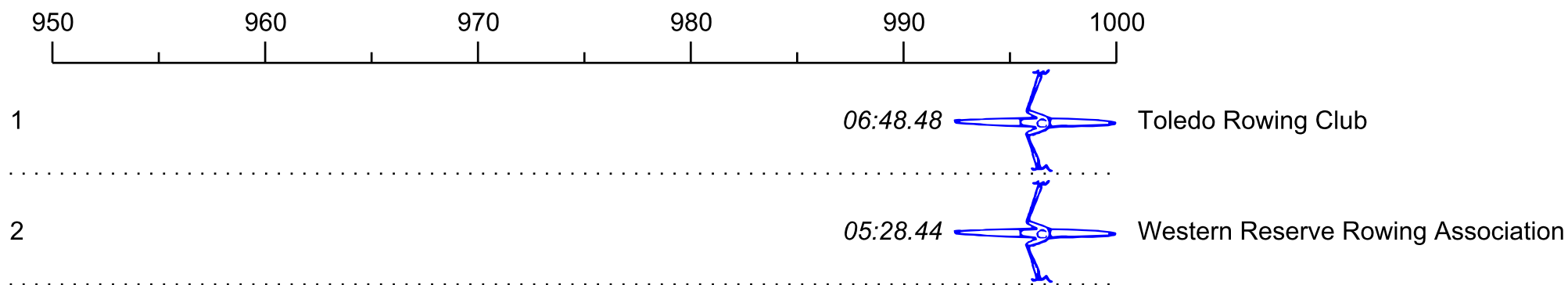


# 2015 Midwest Masters Sprints Results

Race 16a: 08:51 AM Mens Master Novice 1x  
Flight



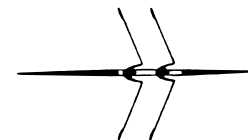
Place	Lane	Organization	Net Time	%	Raw	Handicap	Split	Pts
1st	6	Toledo Rowing Club (E. Conn)	06:48.48		06:48.48		00:01:20.04	
Exhib	2	Western Reserve (S. Liberman) <b>** Exhibition: Event 14: Mens Masters 1x (AA-B)</b>	05:28.44		05:28.44			



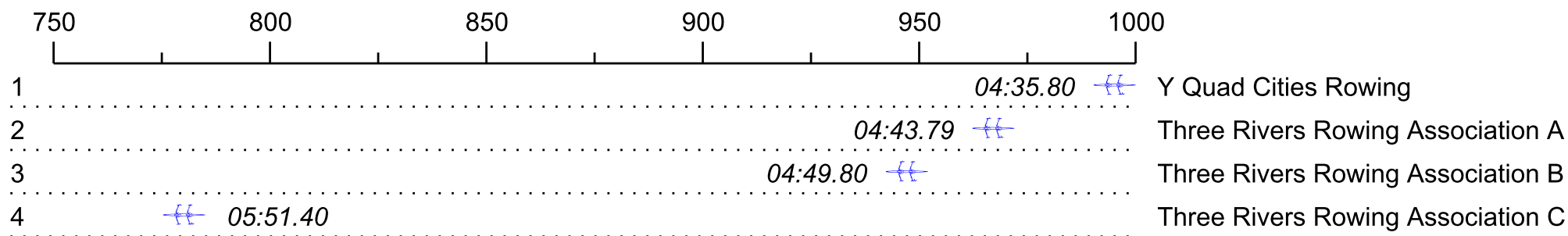


# 2015 Midwest Masters Sprints Results

Race 17a: 08:58 AM Womens Masters 2x  
Flight



Place	Lane	Organization	Net Time	%	Raw	Handicap	Split	Pts
1st	4	Y Quad Cities (T. Braet)	<b>04:35.80</b>		04:49.30	00:13.50		
2nd	3	Three Rivers A (E. Ensminger)	<b>04:43.79</b>	2.9%	05:03.19	00:19.40	00:00:13.89	
3rd	5	Three Rivers B (A. Fox)	<b>04:49.80</b>	5.1%	05:04.40	00:14.60	00:00:15.10	
4th	2	Three Rivers C (D. Muschar)	<b>05:51.40</b>	27.4%	05:51.40		00:01:02.10	

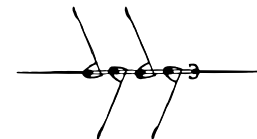







# 2015 Midwest Masters Sprints Results

Race 19a: 09:05 AM Mixed Masters 4+ (AA-B)  
Flight



Place	Lane	Organization	Net Time	%	Raw	Handicap	Split	Pts
1st	5	Western Reserve (R. O'Loughlin)	04:22.86		04:23.06	00:00.20		
2nd	4	Portage Lakes (S. Smith)	04:42.05	7.3%	04:52.55	00:10.50	00:00:29.49	
3rd	3	Three Rivers (S. Carlson)	04:42.34	7.4%	04:42.54	00:00.20	00:00:19.48	
4th	2	Dayton (M. Carrabine)	05:01.88	14.8%	05:15.38	00:13.50	00:00:52.32	

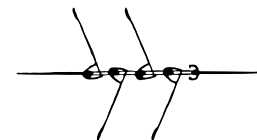




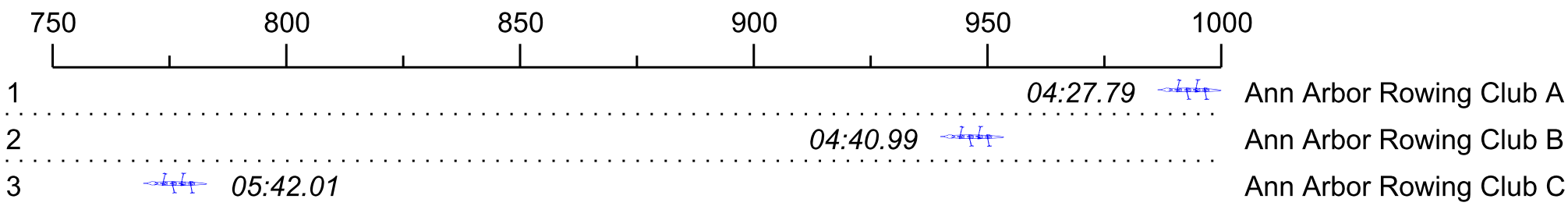
# 2015 Midwest Masters Sprints Results

Race 20a: 09:12 AM Mixed Masters 4+ (C-J)

Flight 1



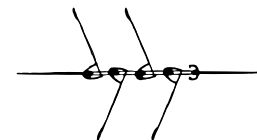
Place	Lane	Organization	Net Time	%	Raw	Handicap	Split	Pts
1st	3	Ann Arbor RC A (C. Fifer)	04:27.79		04:27.79			
2nd	4	Ann Arbor RC B (P. Mancuso)	04:40.99	4.9%	04:40.99		00:00:13.20	
3rd	2	Ann Arbor RC C (M. Monosoff-Richards)	05:42.01	27.7%	05:42.01		00:01:14.22	



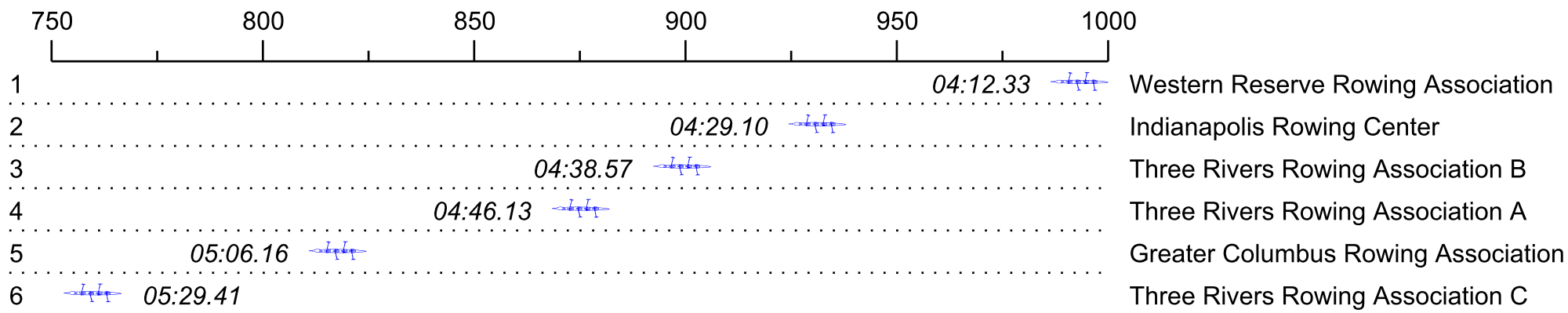


# 2015 Midwest Masters Sprints Results

Race 20b: 09:19 AM Mixed Masters 4+ (C-J)  
Flight 2



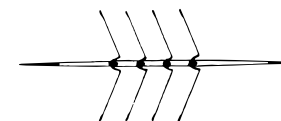
Place	Lane	Organization	Net Time	%	Raw	Handicap	Split	Pts
1st	5	Western Reserve (J. Clark)	04:12.33		04:45.23	00:32.90	00:00:03.73	
2nd	3	Indianapolis RC (E. Kryder-Reid)	04:29.10	6.6%	04:41.50	00:12.40		
3rd	2	Three Rivers B (P. Deily)	04:38.57	10.4%	04:53.17	00:14.60	00:00:11.67	
4th	4	Three Rivers A (M. Sheppard)	04:46.13	13.4%	05:06.93	00:20.80	00:00:25.43	
5th	6	Greater Columbus (s. gogineni)	05:06.16	21.3%	05:19.66	00:13.50	00:00:38.16	
6th	1	Three Rivers C (M. Edwards)	05:29.41	30.5%	05:40.81	00:11.40	00:00:59.31	



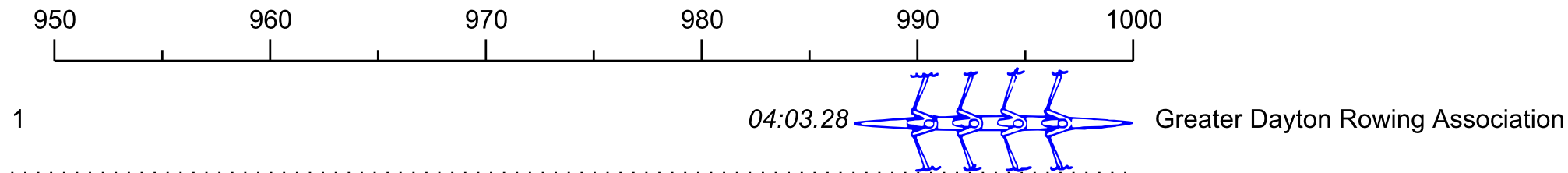


# 2015 Midwest Masters Sprints Results

Race 21a: 09:26 AM Mens Masters 4x  
Flight



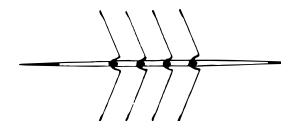
Place	Lane	Organization	Net Time	%	Raw	Handicap	Split	Pts
1st	5	Greater Dayton (E. Walz)	04:03.28		04:03.28			



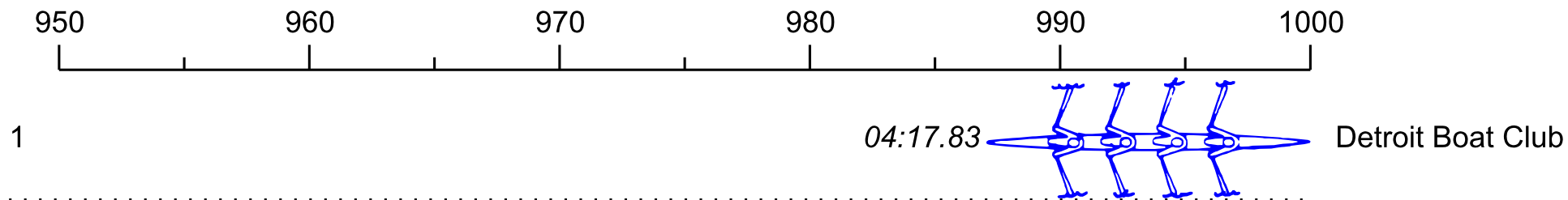


# 2015 Midwest Masters Sprints Results

Race 22a: 09:26 AM Mixed Masters 4x  
Flight



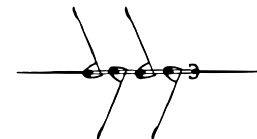
Place	Lane	Organization	Net Time	%	Raw	Handicap	Split	Pts
1st	3	Detroit (S. Lovett)	04:17.83		04:24.33	00:06.50	00:00:21.05	
	4	Y Quad Cities (R. Shaffer)	Scratch					



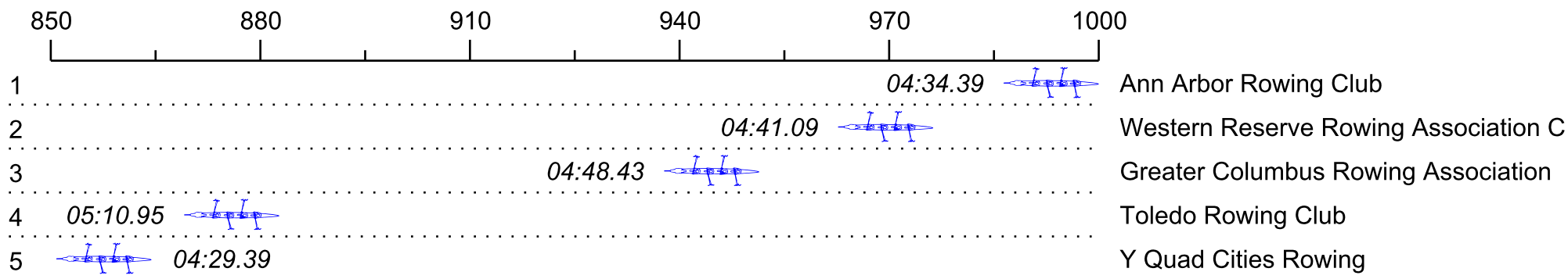


# 2015 Midwest Masters Sprints Results

Race 23a: 09:33 AM Womens Masters 4+ (AA-B)  
Flight 1



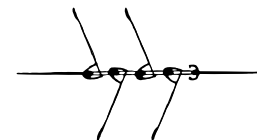
Place	Lane	Organization	Net Time	%	Raw	Handicap	Split	Pts
1st	5	Ann Arbor RC (M. Allison)	04:34.39		04:34.39		00:00:05.00	
2nd	2	Western Reserve C (J. Prugh)	04:41.09	2.4%	04:41.09		00:00:11.70	
3rd	1	Greater Columbus (M. Hudson)	04:48.43	5.1%	04:48.43		00:00:19.04	
4th	3	Toledo Rowing Club (K. Kelliher)	05:10.95	13.3%	05:10.95		00:00:41.56	
	4	Three Rivers (M. West)	Scratch					
Exhib	4	Y Quad Cities (R. Shaffer)	04:29.39		04:29.39			
** Exhibition: Event 22: Mixed Masters 4x								



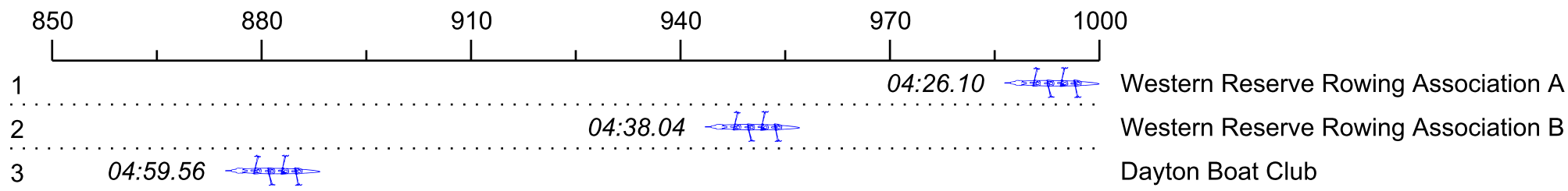


# 2015 Midwest Masters Sprints Results

Race 23b: 09:40 AM Womens Masters 4+ (AA-B)  
Flight 2



Place	Lane	Organization	Net Time	%	Raw	Handicap	Split	Pts
1st	2	Western Reserve A (C. Evans)	04:26.10		04:28.30	00:02.20		
2nd	3	Western Reserve B (V. Anders)	04:38.04	4.5%	04:42.24	00:04.20	00:00:13.94	
3rd	4	Dayton (L. Damron)	04:59.56	12.6%	05:13.06	00:13.50	00:00:44.76	

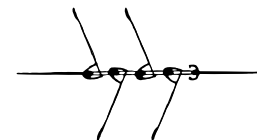




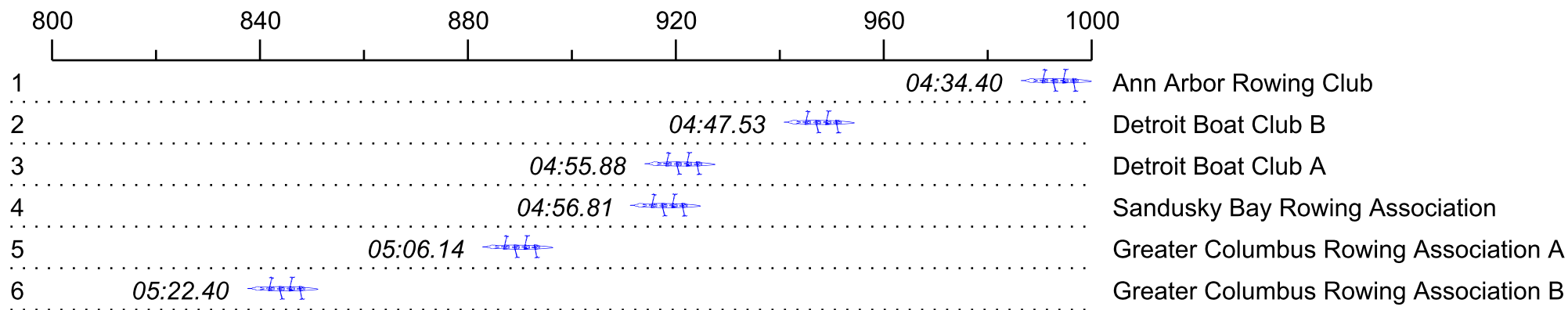
# 2015 Midwest Masters Sprints Results

Race 24a: 09:47 AM Womens Masters 4+ (C-J)

Flight 1



Place	Lane	Organization	Net Time	%	Raw	Handicap	Split	Pts
1st	5	Ann Arbor RC (C. Fifer)	<b>04:34.40</b>					
2nd	1	Detroit B (S. Bezanson)	<b>04:47.53</b>	4.8%	04:47.53		00:00:13.13	
3rd	3	Detroit A (S. Terrien)	<b>04:55.88</b>	7.8%	04:55.88		00:00:21.48	
4th	4	Sandusky Bay Rowing (L. Boehk)	<b>04:56.81</b>	8.2%	04:56.81		00:00:22.41	
5th	2	Greater Columbus A (S. Stafford)	<b>05:06.14</b>	11.6%	05:06.14		00:00:31.74	
6th	6	Greater Columbus B (C. Cress)	<b>05:22.40</b>	17.5%	05:22.40		00:00:48.00	

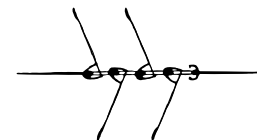




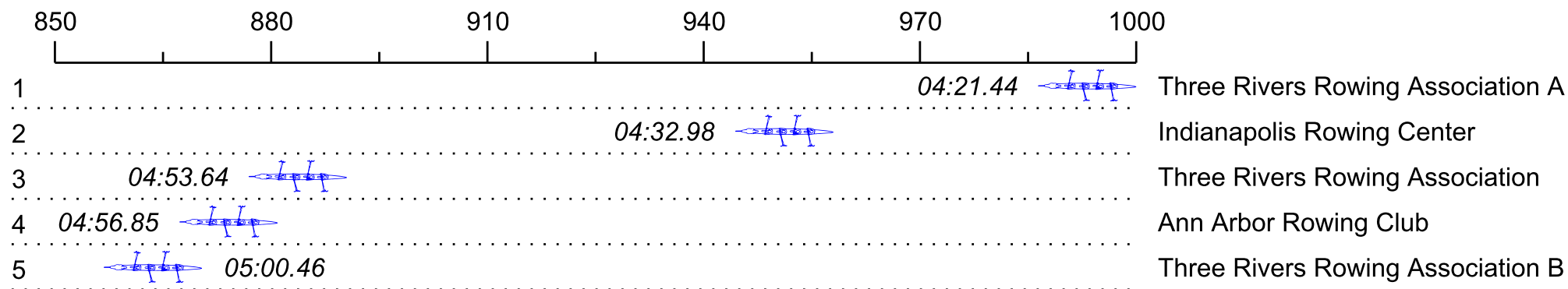


# 2015 Midwest Masters Sprints Results

Race 24b: 09:54 AM Womens Masters 4+ (C-J)  
Flight 2



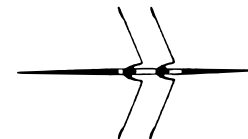
Place	Lane	Organization	Net Time	%	Raw	Handicap	Split	Pts
1st	5	Three Rivers A (E. Winter)	<b>04:21.44</b>		04:39.64	00:18.20		
2nd	3	Indianapolis RC (E. Kryder-Reid)	<b>04:32.98</b>	4.4%	04:47.58	00:14.60	00:00:07.94	
3rd	4	Three Rivers (M. West)	<b>04:53.64</b>	12.3%	04:53.74	00:00.10	00:00:14.10	
4th	6	Ann Arbor RC (M. Allison)	<b>04:56.85</b>	13.5%	04:57.95	00:01.10	00:00:18.31	
5th	2	Three Rivers B (B. Lowery)	<b>05:00.46</b>	14.9%	05:25.46	00:25.00	00:00:45.82	
	4	Toledo Rowing Club (D. Perlini)	<b>Scratch</b>					





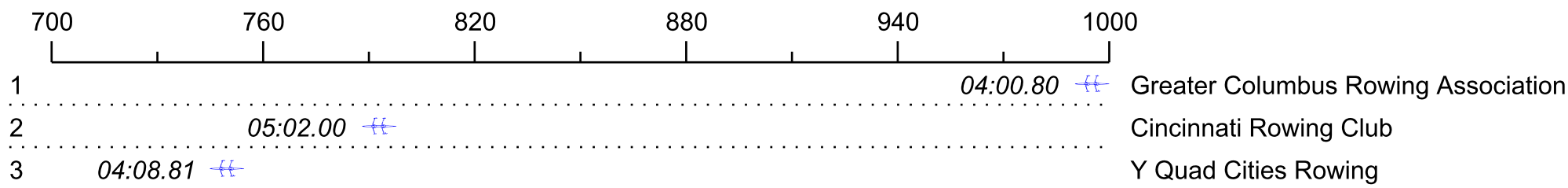
# 2015 Midwest Masters Sprints Results

Race 25a: 10:24 AM Mixed Masters 2x (AA-B)  
Flight



Place	Lane	Organization	Net Time	%	Raw	Handicap	Split	Pts
1st	1	Greater Columbus (M. Johnston)	04:00.80		04:02.50	00:01.70		
2nd	2	Cincinnati RC (M. Aceves)	05:02.00	25.4%	05:02.50	00:00.50	00:01:00.00	
Exhib	6	Y Quad Cities/Western Reserve [Composite] (S. Nowacki)	04:08.81		04:22.31	00:13.50	00:00:19.81	

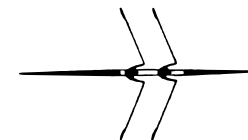
**\*\* Exhibition: Event 26: Mixed Masters 2x (C-J)**



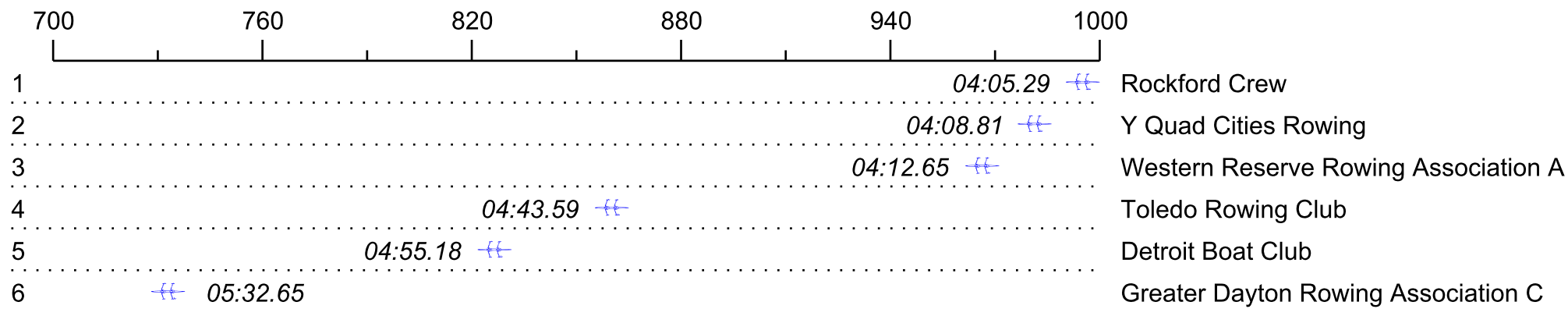


# 2015 Midwest Masters Sprints Results

Race 26a: 10:31 AM Mixed Masters 2x (C-J)  
Flight 2



Place	Lane	Organization	Net Time	%	Raw	Handicap	Split	Pts
1st	3	Rockford (M. Raisky)	<b>04:05.29</b>		04:16.69	00:11.40		
2nd	2	Y Quad Cities/Western Reserve [Composite] (S. Nowacki)	<b>04:08.81</b>	1.4%	04:22.31	00:13.50	00:00:05.62	
3rd	5	Western Reserve (E. Krengel)	<b>04:12.65</b>	3.0%	04:19.65	00:07.00	00:00:02.96	
4th	4	Toledo Rowing Club (D. Perlini)	<b>04:43.59</b>	15.6%	04:57.09	00:13.50	00:00:40.40	
5th	1	Detroit (F. DeSautelle)	<b>04:55.18</b>	20.3%	05:03.78	00:08.60	00:00:47.09	
6th	6	Greater Dayton C (B. White)	<b>05:32.65</b>	35.6%	05:45.05	00:12.40	00:01:28.36	

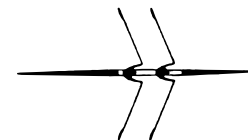




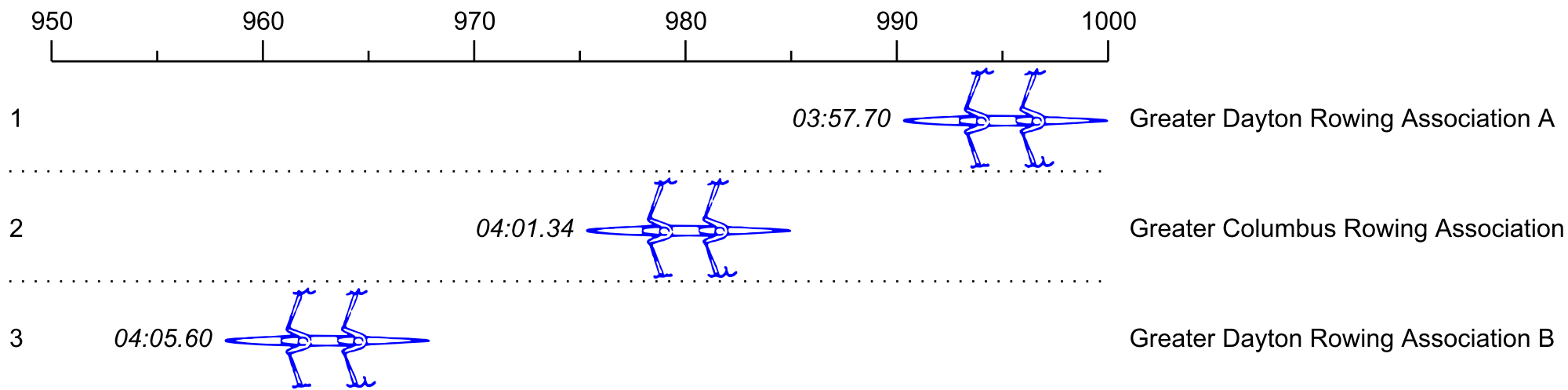
# 2015 Midwest Masters Sprints Results

Race 26b: 10:24 AM Mixed Masters 2x (C-J)

Flight 1



Place	Lane	Organization	Net Time	%	Raw	Handicap	Split	Pts
1st	4	Greater Dayton A (E. Walz)	03:57.70		04:17.10	00:19.40		
2nd	3	Greater Columbus (B. Ramsey)	04:01.34	1.5%	04:26.34	00:25.00	00:00:09.24	
3rd	5	Greater Dayton B (D. Barker)	04:05.60	3.3%	04:26.40	00:20.80	00:00:09.30	

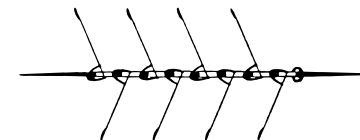




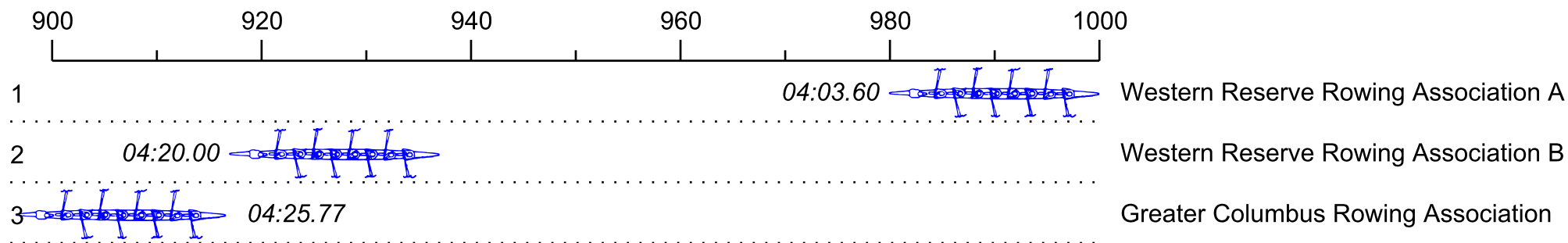
# 2015 Midwest Masters Sprints Results

## Race 29a: 11:01 AM Womens Masters 8+ (Race 2)

### Flight



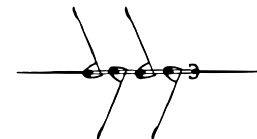
Place	Lane	Organization	Net Time	%	Raw	Handicap	Split	Pts
1st	2	Western Reserve A (J. Goodman)	04:03.60		04:10.10	00:06.50		
2nd	4	Western Reserve B (J. Prugh)	04:20.00	6.7%	04:24.50	00:04.50	00:00:14.40	
3rd	3	Greater Columbus (S. Stafford)	04:25.77	9.1%	04:33.77	00:08.00	00:00:23.67	



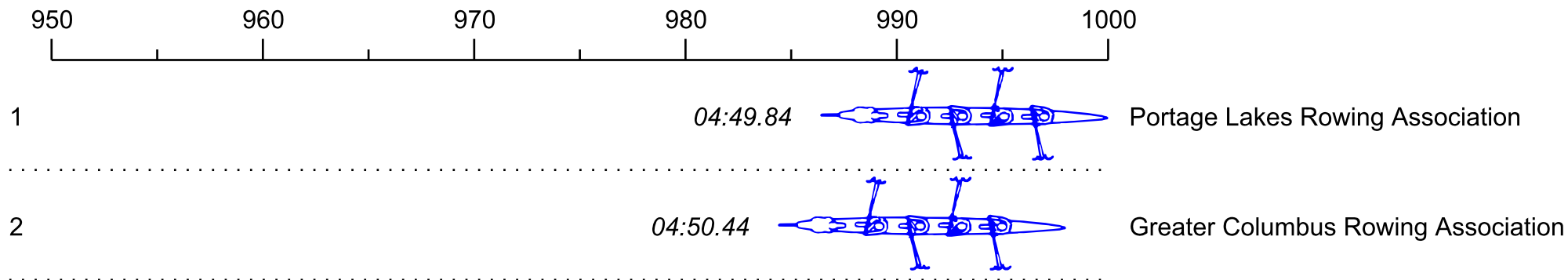


# 2015 Midwest Masters Sprints Results

Race 30a: 11:08 AM Womens Masters Rec 4+  
Flight



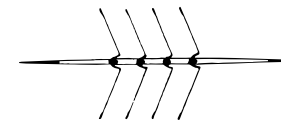
Place	Lane	Organization	Net Time	%	Raw	Handicap	Split	Pts
1st	4	Portage Lakes (L. Holder)	04:49.84		05:03.34	00:13.50	00:00:05.10	
2nd	3	Greater Columbus (C. Cress)	04:50.44	0.2%	04:58.24	00:07.80		



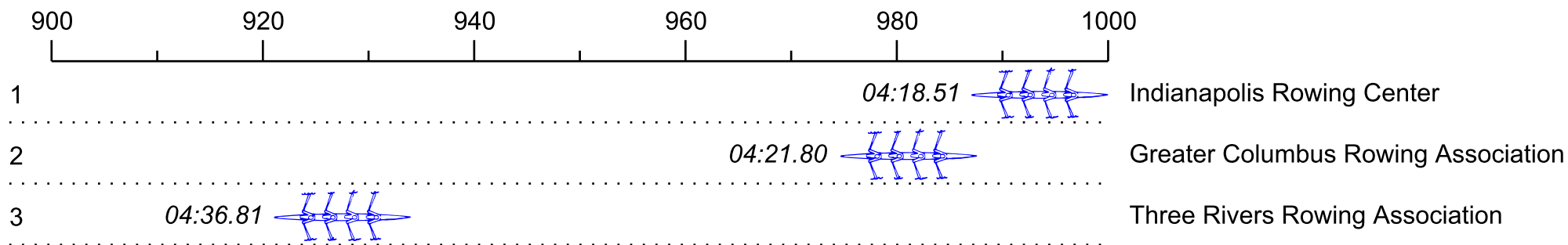


# 2015 Midwest Masters Sprints Results

## Race 31a: 11:15 AM Womens Masters 4x Flight



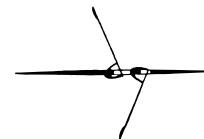
Place	Lane	Organization	Net Time	%	Raw	Handicap	Split	Pts
1st	2	Indianapolis RC (J. Klochko)	04:18.51		04:36.51	00:18.00	00:00:14.41	
2nd	3	Greater Columbus (M. Hudson)	04:21.80	1.3%	04:22.10	00:00.30		
3rd	4	Three Rivers (M. Olinzock)	04:36.81	7.1%	04:50.31	00:13.50	00:00:28.21	



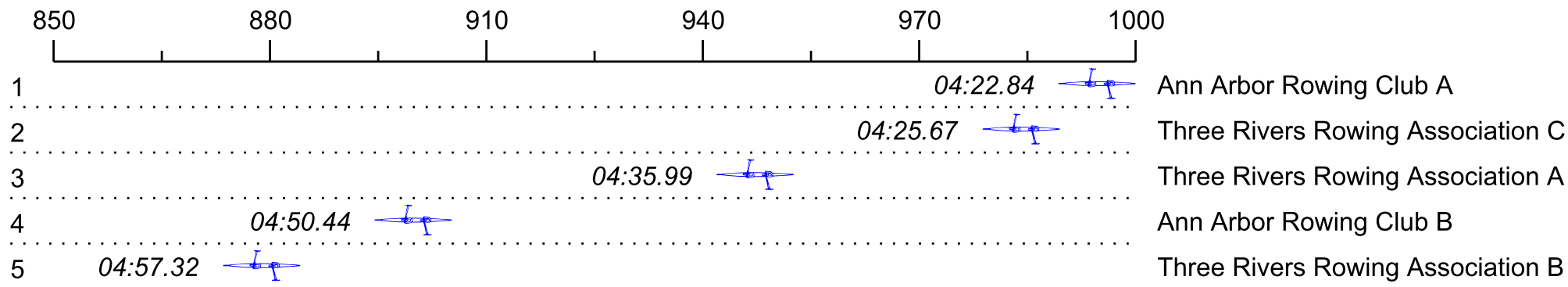


# 2015 Midwest Masters Sprints Results

## Race 32a: 11:22 AM Womens Masters 2-Flight



Place	Lane	Organization	Net Time	%	Raw	Handicap	Split	Pts
1st	4	Ann Arbor RC A (R. Schultz-Purves)	04:22.84		04:32.84	00:10.00		
2nd	5	Three Rivers C (B. Rumora)	04:25.67	1.1%	04:48.17	00:22.50	00:00:15.33	
3rd	1	Three Rivers A (E. Ensminger)	04:35.99	5.0%	04:52.89	00:16.90	00:00:20.05	
4th	3	Ann Arbor RC B (M. Allison)	04:50.44	10.5%	04:54.64	00:04.20	00:00:21.80	
5th	2	Three Rivers B (K. Thomson)	04:57.32	13.1%	05:14.22	00:16.90	00:00:41.38	

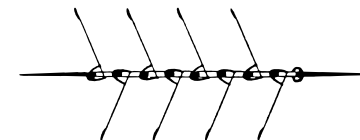




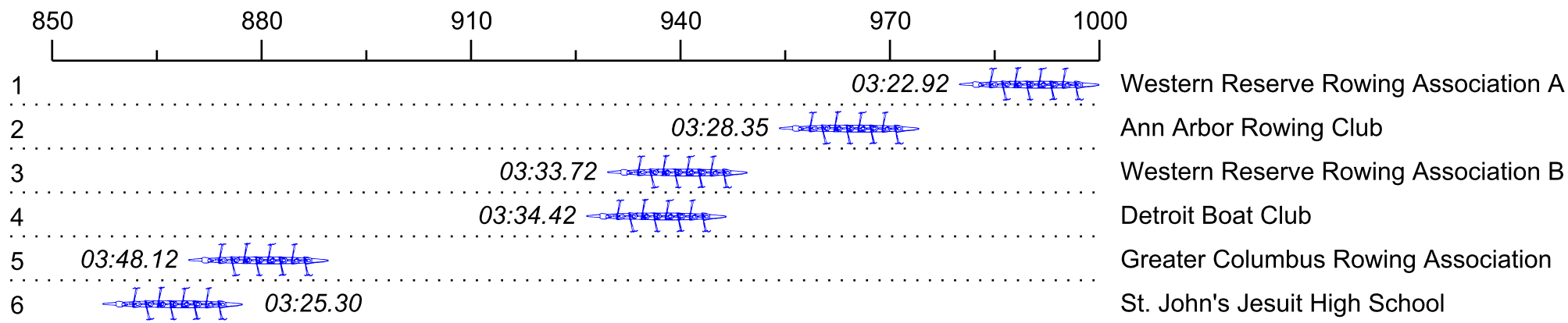


# 2015 Midwest Masters Sprints Results

Race 33a: 11:29 AM Mens Masters 8+  
Flight



Place	Lane	Organization	Net Time	%	Raw	Handicap	Split	Pts
1st	5	Western Reserve A (W. Rickman)	03:22.92		03:30.92	00:08.00	00:00:05.62	
2nd	2	Ann Arbor RC (D. Olson)	03:28.35	2.7%	03:34.85	00:06.50	00:00:09.55	
3rd	4	Western Reserve B (K. Watterson)	03:33.72	5.3%	03:49.42	00:15.70	00:00:24.12	
4th	3	Detroit (R. Reed)	03:34.42	5.7%	03:44.12	00:09.70	00:00:18.82	
5th	1	Greater Columbus (B. Ramsey)	03:48.12	12.4%	03:52.02	00:03.90	00:00:26.72	
Exhib	6	St. John's Jesuit (Z. Prephan)	03:25.30		03:25.30			

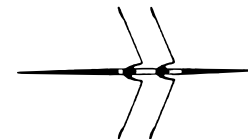




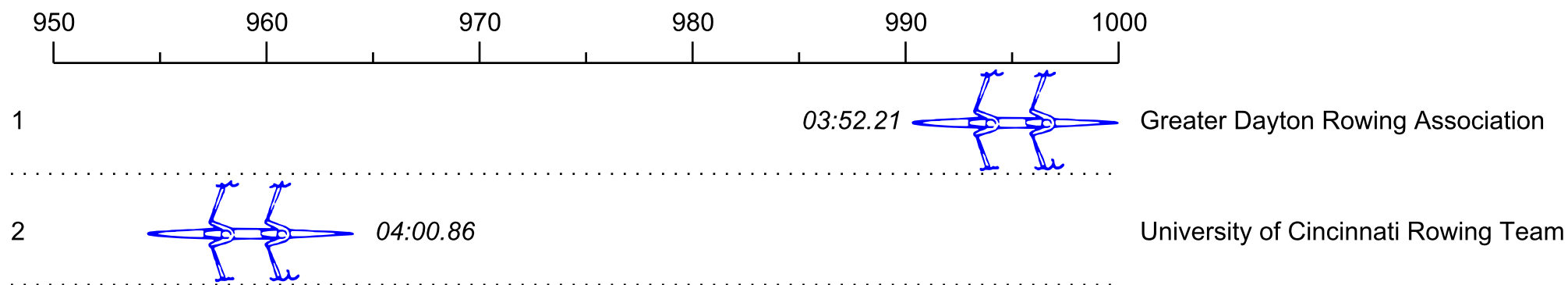
# 2015 Midwest Masters Sprints Results

Race 35a: 11:36 AM Mens Masters 2x (AA-B)

Flight



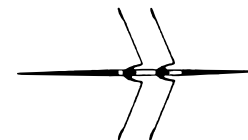
Place	Lane	Organization	Net Time	%	Raw	Handicap	Split	Pts
1st	6	Greater Dayton (B. Leenheer)	03:52.21		03:52.21			
2nd	5	Univ of Cincinnati/Cincinnati RC [Composite] (A. Hengst)	04:00.86	3.7%	04:00.86		00:00:08.65	



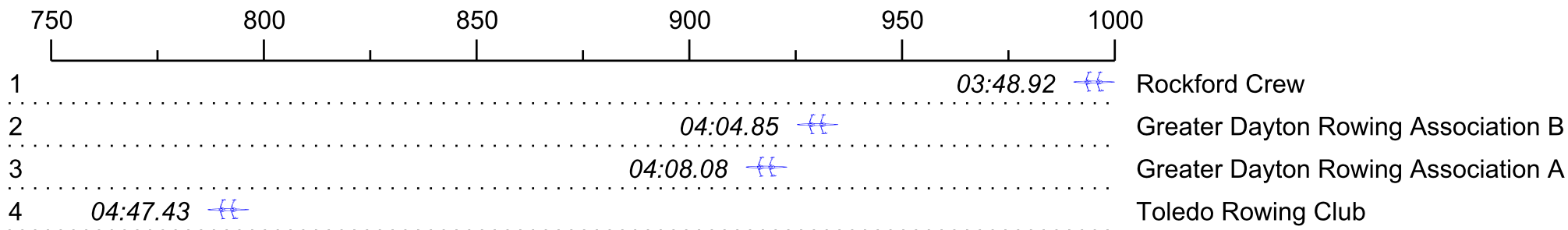


# 2015 Midwest Masters Sprints Results

Race 36a: 11:36 AM Mens Masters 2x (C-J)  
Flight



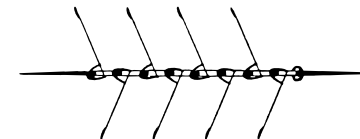
Place	Lane	Organization	Net Time	%	Raw	Handicap	Split	Pts
1st	4	Rockford/Grand Rapids [Composite] (S. Kazmierczak)	03:48.92		04:03.52	00:14.60	00:00:10.31	
2nd	1	Greater Dayton B (B. Boehm)	04:04.85	7.0%	04:17.25	00:12.40	00:00:24.04	
3rd	3	Greater Dayton A (E. Walz)	04:08.08	8.4%	04:22.68	00:14.60	00:00:29.47	
4th	2	Toledo Rowing Club (F. Feucht)	04:47.43	25.6%	04:57.93	00:10.50	00:01:04.72	



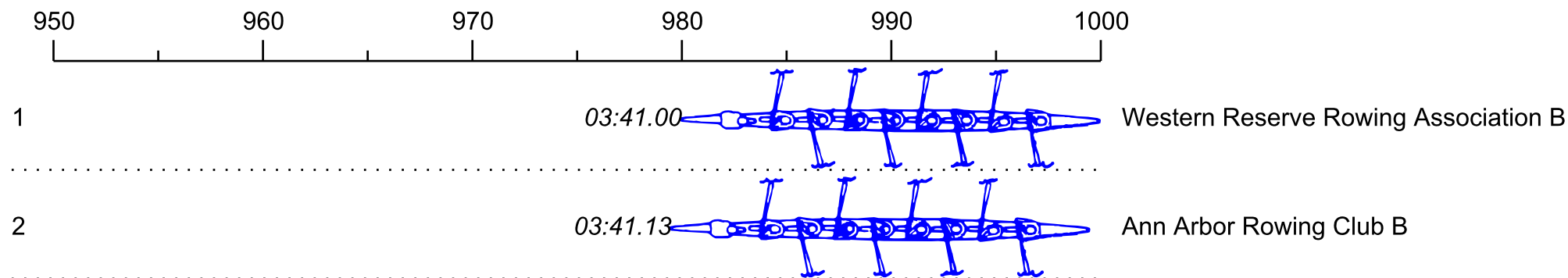


# 2015 Midwest Masters Sprints Results

Race 37a: 11:53 AM Mixed Masters 8+  
Flight 1



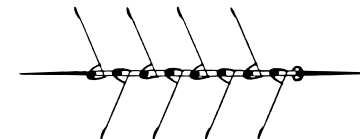
Place	Lane	Organization	Net Time	%	Raw	Handicap	Split	Pts
1st	4	Western Reserve B (R. O'Loughlin)	03:41.00		03:41.00			
2nd	3	Ann Arbor RC B (D. Olson)	03:41.13	0.1%	03:41.13		00:00:00.13	



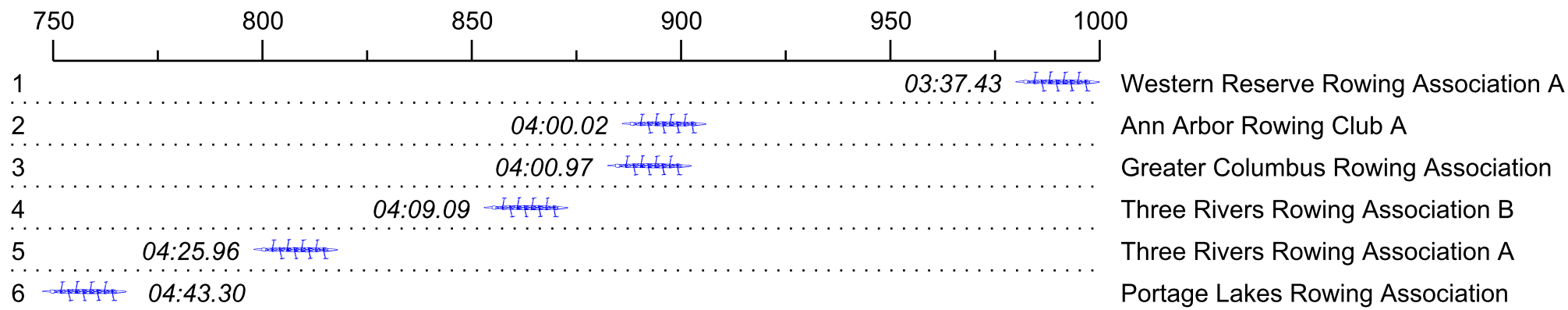


# 2015 Midwest Masters Sprints Results

Race 37b: 12:00 PM Mixed Masters 8+  
Flight 2



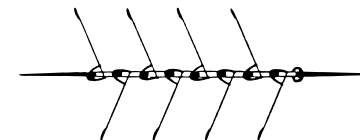
Place	Lane	Organization	Net Time	%	Raw	Handicap	Split	Pts
1st	5	Western Reserve A (C. Evans)	03:37.43		03:37.43			
2nd	1	Ann Arbor RC A (B. McGowan)	04:00.02	10.4%	04:00.02		00:00:22.59	
3rd	6	Greater Columbus (D. Monnin)	04:00.97	10.8%	04:00.97		00:00:23.54	
4th	3	Three Rivers B (S. Carlson)	04:09.09	14.6%	04:09.09		00:00:31.66	
5th	4	Three Rivers A (M. Olinzock)	04:25.96	22.3%	04:25.96		00:00:48.53	
6th	2	Portage Lakes (S. Smith)	04:43.30	30.3%	04:43.30		00:01:05.87	





# 2015 Midwest Masters Sprints Results

Race 37c: 12:07 PM Mixed Masters 8+  
Flight 3



Place	Lane	Organization	Net Time	%	Raw	Handicap	Split	Pts
1st	3	Indianapolis RC (E. Kryder-Reid)	03:47.40		04:02.00	00:14.60		
2nd	4	Dayton (M. Carrabine)	03:51.87	2.0%	04:02.47	00:10.60	00:00:00.47	
3rd	1	Western Reserve C (K. Watterson)	03:54.79	3.2%	04:16.59	00:21.80	00:00:14.59	
4th	2	Detroit (S. Terrien)	04:10.26	10.1%	04:20.86	00:10.60	00:00:18.86	
5th	5	Three Rivers C (T. Morris)	04:16.02	12.6%	04:28.52	00:12.50	00:00:26.52	

